

Scaled data based on original data using  
LM-79-08 Approved Method: Electrical and Photometric Measurements of Solid-  
State Lighting Products

Test Report Prepared for  
Cooper Lighting Solutions  
(formerly Eaton)

Brand: INVUE

Report Number: P401314

Luminaire Tested: **ENV-SA1C-740-U-SL4-HSS**

Issue Date: 5/20/2020

**Test Information**

Test Method: LM-79-08  
Report Number: P401314  
TEST IS SCALED FROM IESNA LM-79-08 TEST DATA (G1-2004-754-6)  
Test Lab: INNOVATION CENTER  
Issue Date: 5/20/2020  
Manufacturer: COOPER LIGHTING SOLUTIONS (FORMERLY EATON)  
Product Line: INVUE  
Catalog Number: ENV-SA1C-740-U-SL4-HSS  
Description: ENTRI LED LUMINAIRE  
(1) 70 CRI, 4000K, 615mA LIGHTSQUARE WITH 16 LEDS AND TYPE IV SPILL LIGHT  
ELIMINATOR OPTICS WITH HOUSE SIDE SHIELD  
Light Source: -  
Ballast/Driver: ELECTRONIC DRIVER

**Summary**

Lumens per Lamp: N/A  
Luminaire Lumens: 3701 lumens  
Efficiency: N/A  
Efficacy: 111.1 lumens/watt  
Luminous Opening: Rectangular (W 0.5' x L: 0.5' x H: 0')  
IES Classification: Type IV - Short - Semi-Cutoff  
BUG Rating: B0 - U0 - G1

Input Watts (W): 33.3  
Input Voltage (V): NR  
Input Current (Ain): NR  
Voltage Rise (V): NR  
Power Factor: NR  
Total Harmonic Distortion (THDi): NR  
Frequency (hertz): 60  
Stabilization Time: NR  
Operation Time: NR  
Ambient Temperature (°C): NR  
Test Distance: 25 FT

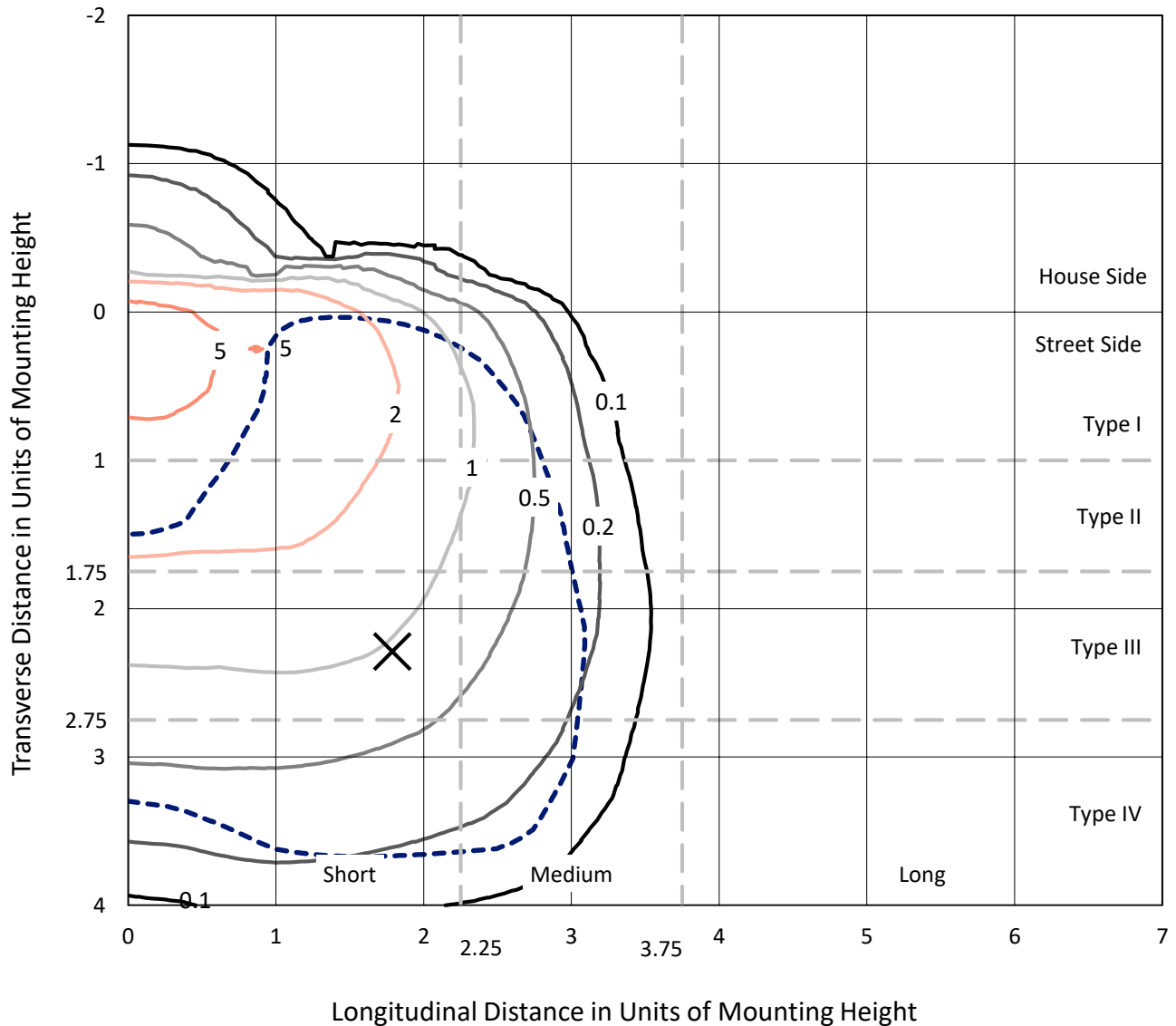


REPORT NUMBER: P401314

CATALOG NUMBER: ENV-SA1C-740-U-SL4-HSS

### Iso-Footcandle Lines of Horizontal Illumination

× Max cd  
 - - - 1/2 Max cd

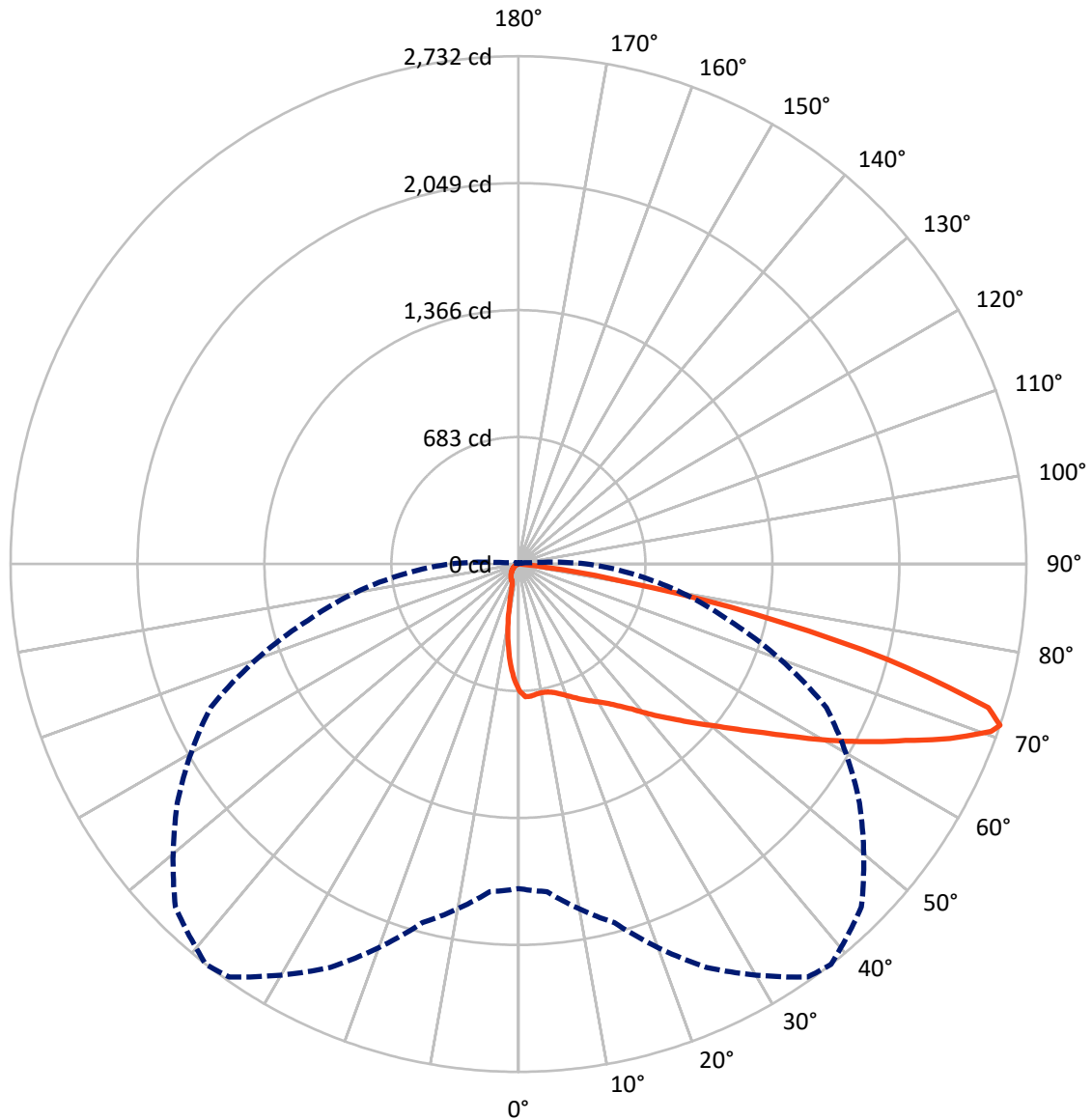


Based on 10 foot mounting height. Maximum calculated value = 7 fc  
 Type IV - Short - Semi-Cutoff

REPORT NUMBER: P401314

CATALOG NUMBER: ENV-SA1C-740-U-SL4-HSS

### Luminous Intensity Polar Plot



— Vertical Plane Through 38-Deg Lateral      - - - Horizontal Cone Through 71-Deg Vertical

REPORT NUMBER: P401314

CATALOG NUMBER: ENV-SA1C-740-U-SL4-HSS

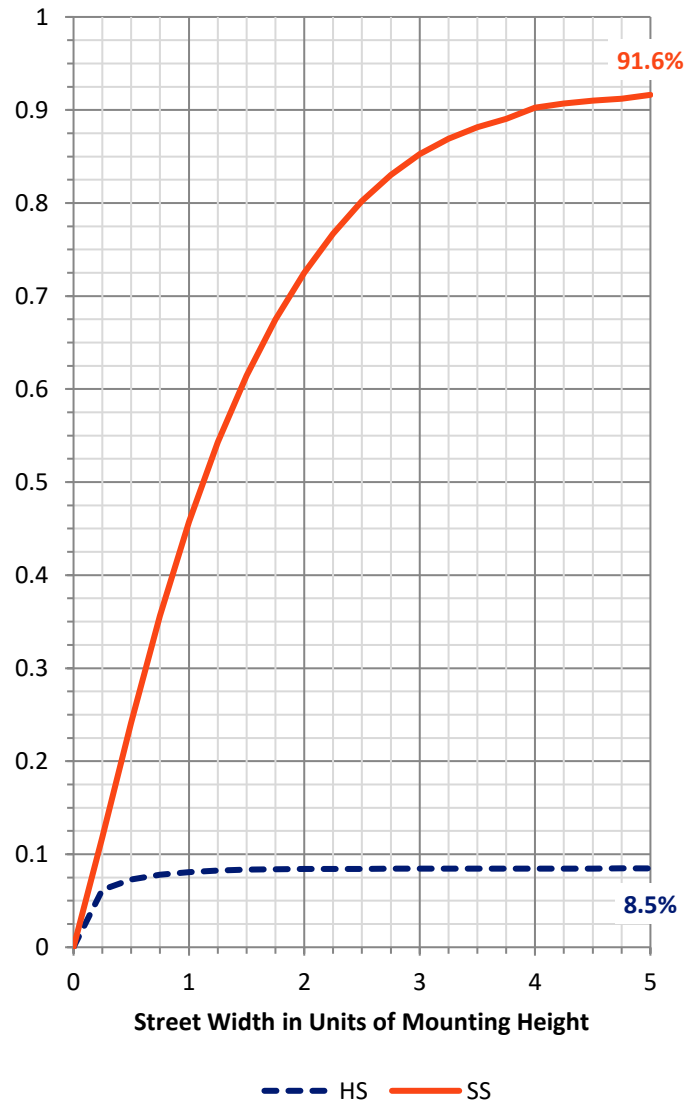
**FLUX DISTRIBUTION:**

		Downward	Upward	Total
<b>House Side</b>	Lumens	316.1	0.0	316.1
	% Fixture	8.5	0.0	8.5
<b>Street Side</b>	Lumens	3384.9	0.0	3384.9
	% Fixture	91.5	0.0	91.5
<b>Total</b>	Lumens	3701.0	0.0	3701.0
	% Fixture	100.0	0.0	100.0

**Coefficient of Utilization**

**ZONAL LUMENS:**

Zone	Lumens	% Fixture
0°-10°	57.6	1.6
10°-20°	139.5	3.8
20°-30°	223.7	6.0
30°-40°	340.4	9.2
40°-50°	530.5	14.3
50°-60°	775.7	21.0
60°-70°	994.9	26.9
70°-80°	608.1	16.4
80°-90°	30.5	0.8
90°-100°	0.0	0.0
100°-110°	0.0	0.0
110°-120°	0.0	0.0
120°-130°	0.0	0.0
130°-140°	0.0	0.0
140°-150°	0.0	0.0
150°-160°	0.0	0.0
160°-170°	0.0	0.0
170°-180°	0.0	0.0
0°-90°	3701.0	100.0
0°-180°	3701.0	100.0



REPORT NUMBER: P401314

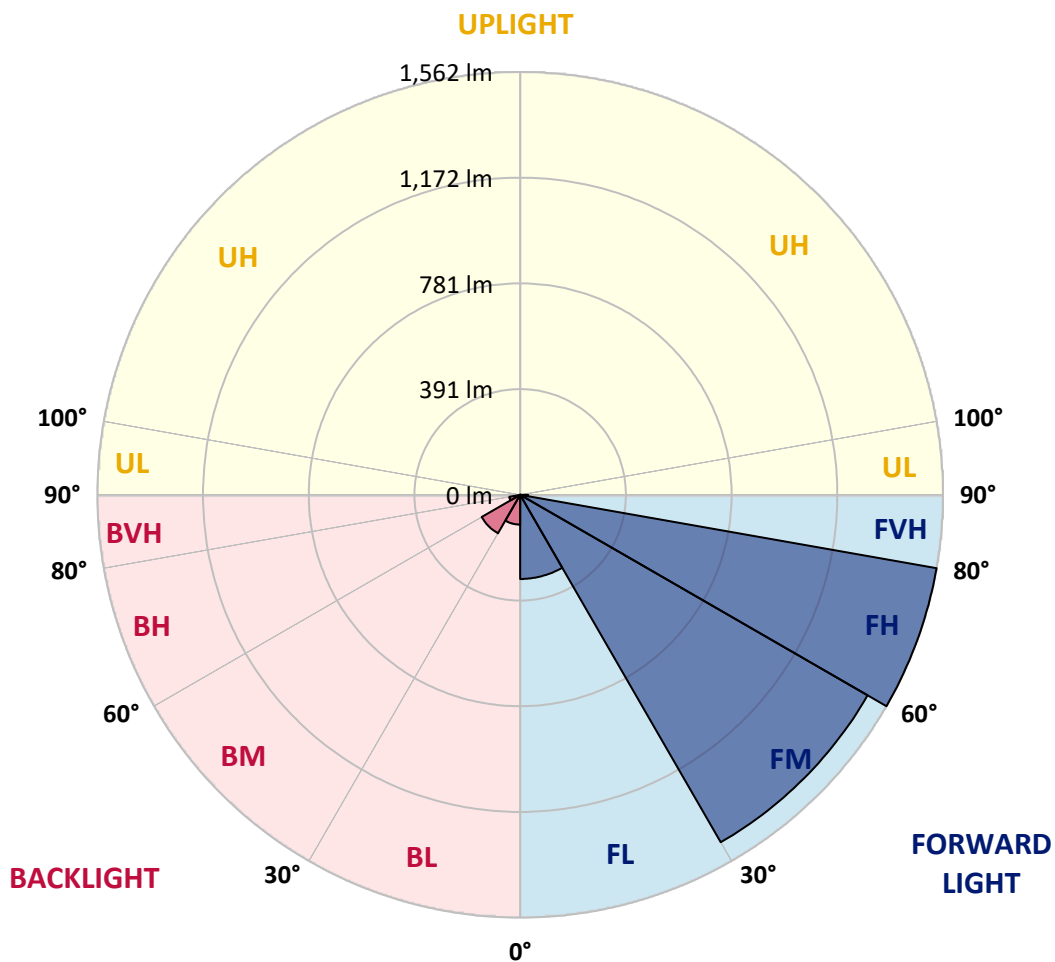
CATALOG NUMBER: ENV-SA1C-740-U-SL4-HSS

**LUMINAIRE CLASSIFICATION SYSTEM LUMEN TABLE AND BUG RATING:**

Zone		Lumens	% Fixture	Zone Rating/Lumen Limit		
				B	U	G
FL	(0°-30°)	311.0	8.4			
FM	(30°-60°)	1482.3	40.1			
FH	(60°-80°)	1562.4	42.2			G1/1800
FVH	(80°-90°)	29.2	0.8			G1/100
BL	(0°-30°)	109.9	3.0	B0/110		
BM	(30°-60°)	164.2	4.4	B0/220		
BH	(60°-80°)	40.6	1.1	B0/110		G0/110
BVH	(80°-90°)	1.3	0.0			G0/10
UL	(90°-100°)	0.0	0.0		U0/0	
UH	(100°-180°)	0.0	0.0		U0/0	

**BUG Rating: B0-U0-G1**

Type IV Short





REPORT NUMBER: P401314

CATALOG NUMBER: ENV-SA1C-740-U-SL4-HSS

**CANDELA DISTRIBUTION (FULL):**

	0°	5°	15°	25°	35°	38°	45°	55°	65°	75°	85°
0°	682.3	682.3	682.3	682.3	682.3	682.3	682.3	682.3	682.3	682.3	682.3
2.5°	722.7	720.8	722.7	720.8	716.9	715.0	712.4	705.4	699.0	691.3	679.7
5°	724.0	722.7	722.7	720.1	715.6	713.7	711.1	704.1	695.8	684.2	666.9
7.5°	716.9	716.3	715.0	712.4	707.3	706.0	704.1	695.8	687.4	675.2	654.1
10°	705.4	706.7	706.0	706.0	704.1	702.8	701.5	691.9	682.9	668.8	646.4
12.5°	694.5	695.8	699.0	704.1	706.0	706.7	706.7	697.0	686.1	670.7	647.7
15°	687.4	690.0	699.0	709.2	715.0	716.9	718.8	708.6	695.8	679.1	654.7
17.5°	685.5	689.3	706.7	722.7	733.6	734.9	734.9	722.0	708.6	689.3	663.0
20°	691.9	697.0	719.5	741.9	755.4	756.7	754.1	737.4	721.4	700.2	670.1
22.5°	711.1	715.6	741.3	767.6	780.4	781.7	775.9	752.8	735.5	718.2	679.7
25°	744.5	747.1	774.6	799.6	806.7	808.6	799.0	771.4	751.5	735.5	693.2
27.5°	788.7	790.0	815.0	833.6	834.9	834.3	824.0	795.1	775.3	761.8	713.7
30°	834.9	836.8	857.3	869.5	864.4	861.8	852.9	822.1	804.1	793.9	743.2
32.5°	877.9	879.8	902.2	908.6	897.1	895.2	888.8	856.1	840.7	845.8	785.5
35°	920.2	920.2	945.8	949.0	938.8	938.8	938.8	899.7	897.1	914.4	844.5
37.5°	958.0	964.4	991.4	990.1	988.2	989.4	993.3	963.8	972.8	1002.3	922.1
40°	990.1	998.4	1034.3	1037.5	1045.9	1052.9	1058.7	1043.3	1064.5	1112.6	1021.5
42.5°	1018.9	1028.6	1074.7	1089.5	1112.6	1122.2	1133.1	1129.2	1176.0	1263.9	1148.5
45°	1056.1	1066.4	1113.8	1149.1	1181.2	1194.0	1218.4	1235.0	1312.6	1412.7	1285.7
47.5°	1105.5	1112.6	1156.2	1212.0	1255.6	1278.6	1316.5	1359.4	1453.7	1570.4	1408.2
50°	1172.8	1173.5	1206.2	1278.6	1343.4	1368.4	1433.8	1489.6	1607.6	1709.6	1496.7
52.5°	1247.2	1243.4	1269.0	1360.7	1442.8	1476.8	1553.7	1631.3	1750.0	1810.2	1536.4
55°	1317.8	1319.7	1335.7	1447.9	1567.8	1600.6	1698.0	1776.9	1880.1	1871.8	1558.2
57.5°	1399.2	1398.6	1419.1	1543.5	1714.1	1751.9	1853.8	1918.6	1959.0	1916.0	1562.1
60°	1476.2	1474.2	1505.6	1657.6	1869.9	1925.7	2017.4	2014.8	2037.9	1944.3	1558.9
62.5°	1544.8	1549.3	1604.4	1790.4	2044.3	2104.6	2150.7	2118.7	2125.1	1977.0	1519.1
65°	1628.1	1636.5	1725.6	1951.3	2259.8	2288.6	2306.6	2254.6	2190.5	1950.7	1398.6
67.5°	1733.3	1758.3	1884.0	2188.6	2484.2	2504.1	2504.7	2336.7	2187.9	1817.9	1176.0
70°	1775.0	1801.3	2001.3	2376.5	2673.4	2698.4	2620.1	2323.9	2015.4	1423.6	793.9
71°	1746.1	1769.8	1998.1	2394.4	2712.5	2732.4	2609.9	2239.9	1827.6	1172.8	615.0
72.5°	1537.7	1599.3	1875.0	2281.6	2642.6	2643.2	2443.8	2041.7	1453.7	732.3	309.1
75°	830.4	904.8	1374.2	1736.5	2038.5	2054.6	1880.1	1417.8	703.4	189.8	75.0
77.5°	273.8	308.4	616.2	901.6	1278.6	1303.7	1149.8	629.7	221.9	64.1	39.1
80°	171.9	175.7	208.4	379.0	568.8	589.9	473.2	255.2	100.0	35.3	26.9
82.5°	28.9	34.6	98.1	111.6	200.7	159.0	107.7	130.2	46.8	16.0	23.1
85°	0.0	0.0	0.6	0.6	3.2	0.6	0.6	26.3	2.6	2.6	12.2
87.5°	0.0	0.0	0.6	0.6	0.6	0.6	0.6	0.6	0.0	0.0	0.0
90°	0.0	0.0	0.0	0.0	0.0	0.0	0.0	0.0	0.0	0.0	0.0



REPORT NUMBER: P401314

CATALOG NUMBER: ENV-SA1C-740-U-SL4-HSS

**CANDELA DISTRIBUTION (continued):**

	90°	95°	105°	115°	125°	135°	145°	155°	165°	175°	180°
0°	682.3	682.3	682.3	682.3	682.3	682.3	682.3	682.3	682.3	682.3	682.3
2.5°	674.6	669.5	659.2	648.3	634.8	623.3	619.4	611.1	607.3	604.1	604.1
5°	656.0	647.0	625.2	602.8	581.0	557.9	536.7	516.8	507.2	493.8	500.2
7.5°	640.6	625.2	594.4	559.2	514.3	468.8	433.5	402.7	377.1	368.7	362.9
10°	629.7	610.5	565.6	511.7	446.3	381.5	327.0	276.4	246.9	228.9	228.9
12.5°	628.4	604.1	545.7	463.0	368.7	280.9	213.5	165.4	141.7	130.8	130.2
15°	632.9	603.4	527.7	418.7	297.5	194.9	133.4	112.2	106.4	105.2	105.2
17.5°	636.8	602.8	506.6	368.7	219.3	128.2	105.8	102.0	100.7	100.0	100.0
20°	640.6	599.6	482.2	312.3	155.2	104.5	98.8	96.8	96.2	95.5	95.5
22.5°	645.7	596.4	457.2	248.2	114.8	97.5	94.3	92.3	91.7	91.7	91.7
25°	652.8	594.4	426.4	187.9	98.8	92.3	89.1	87.9	87.9	87.2	87.2
27.5°	666.3	596.4	393.1	134.7	92.3	87.2	85.3	84.0	84.0	83.4	83.4
30°	684.9	602.1	351.4	105.2	87.2	82.1	80.2	79.5	78.9	78.9	78.9
32.5°	711.1	611.1	305.9	89.8	80.8	76.9	75.0	74.4	74.4	74.4	73.7
35°	751.5	629.7	250.1	82.1	75.0	71.2	69.3	69.3	69.3	68.6	69.3
37.5°	813.1	659.8	193.7	75.7	68.6	65.4	64.1	63.5	63.5	63.5	63.5
40°	890.7	708.6	141.1	69.9	62.8	59.6	58.4	57.7	57.1	57.1	57.1
42.5°	990.7	762.4	102.6	63.5	57.7	54.5	53.2	51.9	50.7	50.0	50.0
45°	1094.6	826.6	80.2	58.4	52.6	50.0	48.7	46.8	44.9	43.0	43.0
47.5°	1195.3	875.9	68.6	52.6	48.1	45.5	44.2	41.7	38.5	36.6	36.6
50°	1258.8	891.3	61.6	47.5	43.6	41.7	39.8	36.6	32.1	30.1	30.1
52.5°	1278.6	863.1	55.1	43.0	39.8	37.8	35.3	30.8	26.3	23.7	23.7
55°	1286.3	808.6	48.7	39.8	35.9	33.3	30.1	25.6	21.2	18.6	18.6
57.5°	1276.7	731.7	43.6	35.9	32.1	29.5	25.6	20.5	16.0	14.1	14.1
60°	1244.0	620.1	39.1	32.1	28.2	25.0	21.2	16.0	12.2	9.6	10.3
62.5°	1155.5	479.7	34.0	26.9	24.4	21.2	16.7	12.2	7.7	6.4	6.4
65°	1014.5	332.2	28.9	22.4	20.5	17.3	12.8	8.3	4.5	3.8	3.8
67.5°	824.0	214.8	22.4	18.6	17.3	14.1	9.6	5.1	2.6	2.6	1.9
70°	517.5	106.4	18.0	14.1	14.1	10.9	7.1	3.2	1.9	1.9	1.9
71°	366.2	72.5	16.0	12.8	12.8	10.3	6.4	2.6	1.9	1.9	1.9
72.5°	165.4	45.5	13.5	11.5	10.9	8.3	5.8	2.6	2.6	2.6	2.6
75°	51.9	25.0	9.6	9.0	9.0	7.1	5.1	3.2	3.2	3.2	3.2
77.5°	34.6	19.2	6.4	5.8	7.1	7.1	5.1	3.8	3.8	3.8	3.8
80°	28.2	10.3	3.8	3.8	5.1	6.4	5.1	3.8	4.5	3.8	3.8
82.5°	27.6	5.1	1.3	1.9	3.2	3.8	3.8	3.2	3.8	3.8	3.8
85°	11.5	1.3	0.6	1.3	1.3	1.9	1.9	2.6	3.2	3.2	3.2
87.5°	0.0	0.0	0.0	0.0	0.6	0.6	1.3	1.3	1.9	2.6	2.6
90°	0.0	0.0	0.0	0.0	0.0	0.0	0.0	0.0	0.0	0.0	0.0

(END OF REPORT)