

Scaled data based on original data using
LM-79-08 Approved Method: Electrical and Photometric Measurements of Solid-
State Lighting Products

Test Report Prepared for
Cooper Lighting Solutions
(formerly Eaton)

Brand: INVUE

Report Number: P400927

Luminaire Tested: **ENV-SA1A-735-U-SL2-HSS**

Issue Date: 5/20/2020

Test Information

Test Method: LM-79-08
Report Number: P400927
TEST IS SCALED FROM IESNA LM-79-08 TEST DATA (G1-2004-754-2)
Test Lab: INNOVATION CENTER
Issue Date: 5/20/2020
Manufacturer: COOPER LIGHTING SOLUTIONS (FORMERLY EATON)
Product Line: INVUE
Catalog Number: ENV-SA1A-735-U-SL2-HSS
Description: ENTRI LED LUMINAIRE
(1) 70 CRI, 3500K, 350mA LIGHTSQUARE WITH 16 LEDS AND TYPE II SPILL LIGHT
ELIMINATOR OPTICS WITH HOUSE SIDE SHIELD
Light Source: -
Ballast/Driver: ELECTRONIC DRIVER

Summary

Lumens per Lamp: N/A
Luminaire Lumens: 2076 lumens
Efficiency: N/A
Efficacy: 103.3 lumens/watt
Luminous Opening: Rectangular (W 0.5' x L: 0.5' x H: 0')
IES Classification: Type III - Medium - Non-Cutoff
BUG Rating: B0 - U0 - G1

Input Watts (W): 20.1
Input Voltage (V): NR
Input Current (Ain): NR
Voltage Rise (V): NR
Power Factor: NR
Total Harmonic Distortion (THDi): NR
Frequency (hertz): 60
Stabilization Time: NR
Operation Time: NR
Ambient Temperature (°C): NR
Test Distance: 25 FT

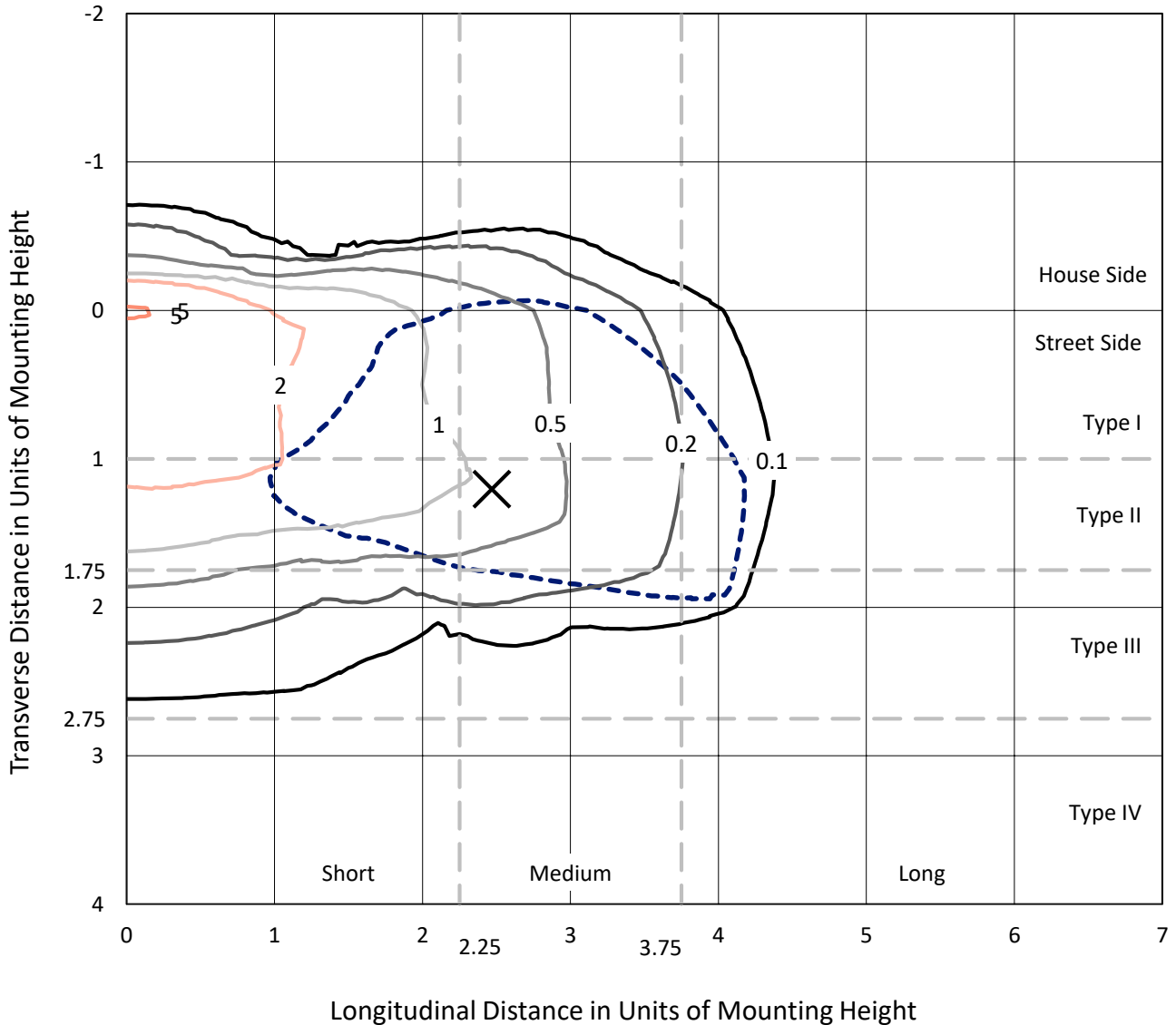


REPORT NUMBER: P400927

CATALOG NUMBER: ENV-SA1A-735-U-SL2-HSS

Iso-Footcandle Lines of Horizontal Illumination

× Max cd
 - - - 1/2 Max cd

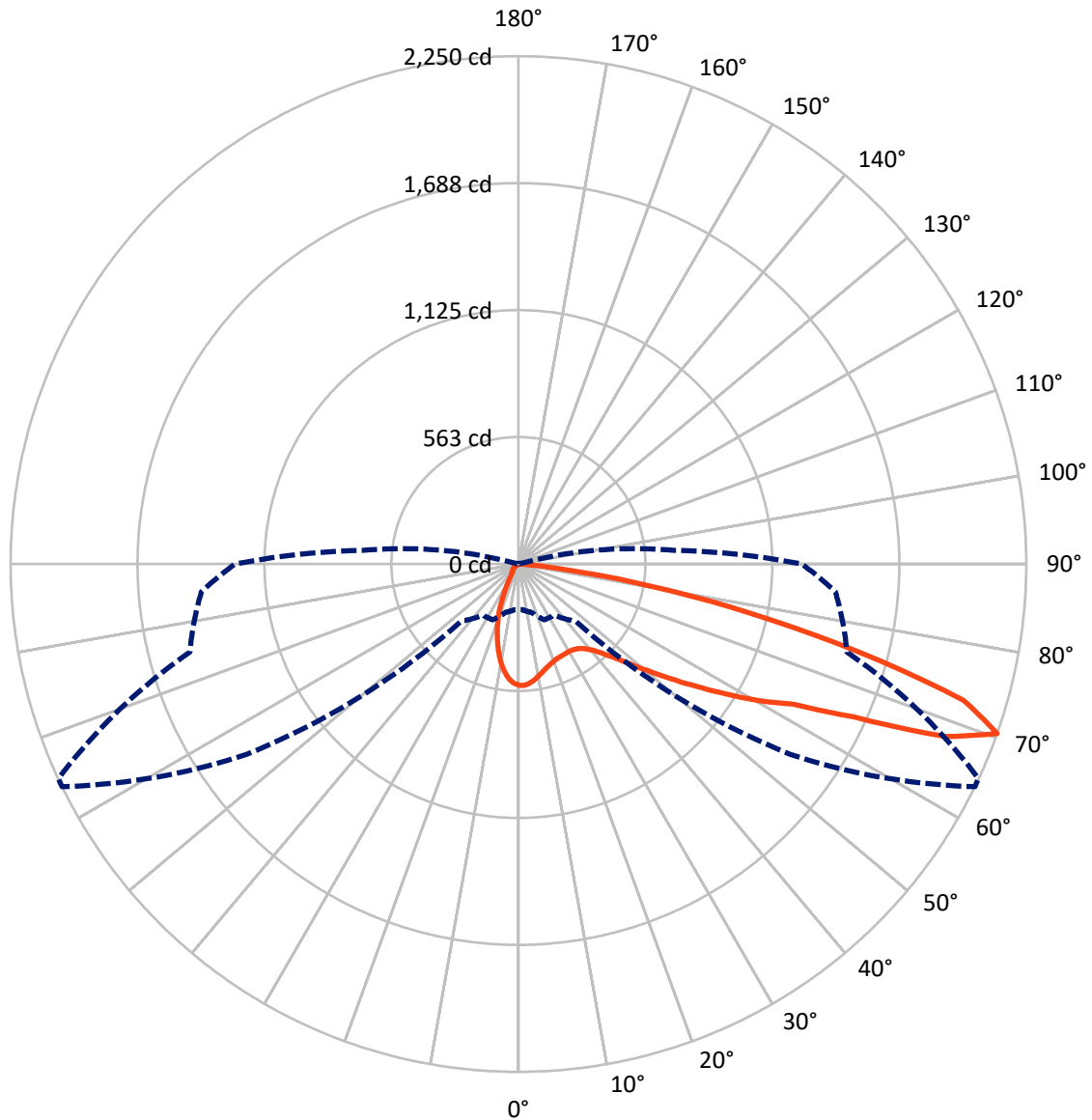


Based on 10 foot mounting height. Maximum calculated value = 5.4 fc
 Type III - Medium - Non-Cutoff

REPORT NUMBER: P400927

CATALOG NUMBER: ENV-SA1A-735-U-SL2-HSS

Luminous Intensity Polar Plot



— Vertical Plane Through 64-Deg Lateral - - - Horizontal Cone Through 70-Deg Vertical

REPORT NUMBER: P400927

CATALOG NUMBER: ENV-SA1A-735-U-SL2-HSS

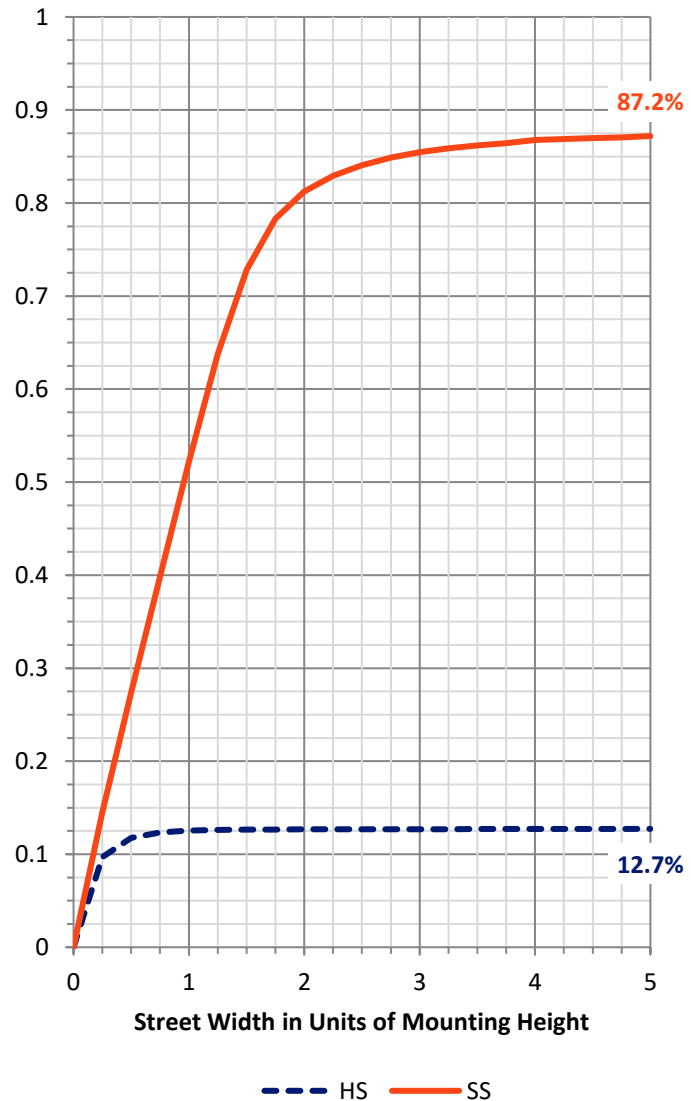
FLUX DISTRIBUTION:

		Downward	Upward	Total
House Side	Lumens	266.7	0.0	266.7
	% Fixture	12.8	0.0	12.8
Street Side	Lumens	1809.3	0.0	1809.3
	% Fixture	87.2	0.0	87.2
Total	Lumens	2076.0	0.0	2076.0
	% Fixture	100.0	0.0	100.0

Coefficient of Utilization

ZONAL LUMENS:

Zone	Lumens	% Fixture
0°-10°	45.3	2.2
10°-20°	100.5	4.8
20°-30°	138.4	6.7
30°-40°	190.6	9.2
40°-50°	284.0	13.7
50°-60°	448.7	21.6
60°-70°	508.4	24.5
70°-80°	333.9	16.1
80°-90°	26.2	1.3
90°-100°	0.0	0.0
100°-110°	0.0	0.0
110°-120°	0.0	0.0
120°-130°	0.0	0.0
130°-140°	0.0	0.0
140°-150°	0.0	0.0
150°-160°	0.0	0.0
160°-170°	0.0	0.0
170°-180°	0.0	0.0
0°-90°	2076.0	100.0
0°-180°	2076.0	100.0



REPORT NUMBER: P400927

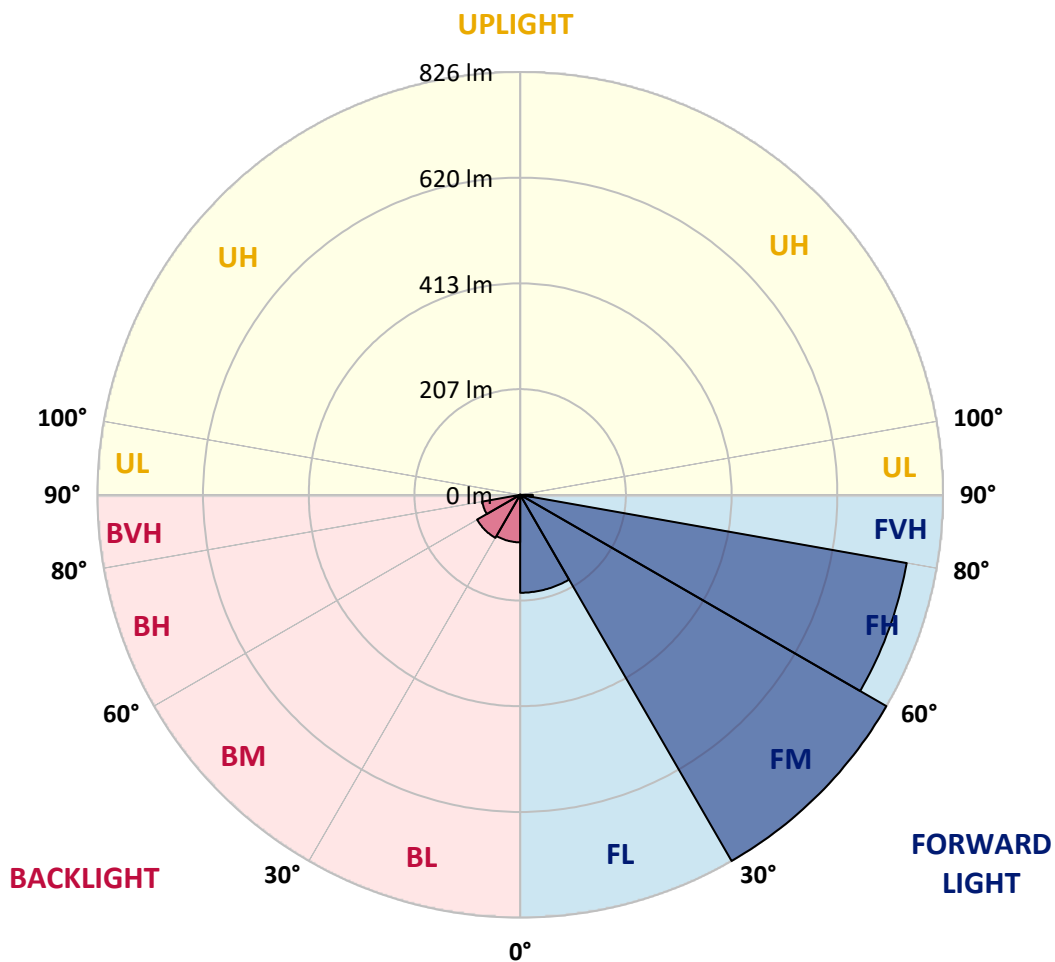
CATALOG NUMBER: ENV-SA1A-735-U-SL2-HSS

LUMINAIRE CLASSIFICATION SYSTEM LUMEN TABLE AND BUG RATING:

Zone	Lumens	% Fixture	Zone Rating/Lumen Limit		
			B	U	G
FL (0°-30°)	191.4	9.2			
FM (30°-60°)	826.2	39.8			
FH (60°-80°)	767.0	36.9			G1/1800
FVH (80°-90°)	24.7	1.2			G1/100
BL (0°-30°)	92.8	4.5	B0/110		
BM (30°-60°)	97.1	4.7	B0/220		
BH (60°-80°)	75.3	3.6	B0/110		G0/110
BVH (80°-90°)	1.5	0.1			G0/10
UL (90°-100°)	0.0	0.0		U0/0	
UH (100°-180°)	0.0	0.0		U0/0	

BUG Rating: B0-U0-G1

Type III Medium





REPORT NUMBER: P400927

CATALOG NUMBER: ENV-SA1A-735-U-SL2-HSS

CANDELA DISTRIBUTION (FULL):

	0°	5°	15°	25°	35°	45°	55°	64°	65°	75°	85°
0°	537.4	537.4	537.4	537.4	537.4	537.4	537.4	537.4	537.4	537.4	537.4
2.5°	522.4	522.4	525.0	527.5	529.0	533.0	535.9	538.1	538.1	539.6	537.0
5°	487.7	487.7	489.9	496.1	502.7	511.1	520.6	530.1	531.9	538.9	538.5
7.5°	455.6	458.5	462.2	468.4	475.3	487.7	500.9	517.3	519.1	535.9	539.6
10°	433.4	435.2	437.4	444.3	454.5	468.8	483.0	502.4	505.6	530.8	539.6
12.5°	415.5	415.8	419.1	426.8	436.6	450.5	466.6	487.7	491.8	521.7	538.1
15°	402.7	402.3	406.0	413.3	422.8	437.0	452.7	475.0	479.4	514.0	537.8
17.5°	395.0	395.4	398.3	403.8	412.9	426.4	442.5	464.4	468.8	507.8	539.6
20°	395.0	395.0	396.8	399.4	406.3	418.4	434.1	456.7	461.1	503.8	542.1
22.5°	402.7	402.0	403.4	401.2	404.5	412.9	429.0	451.6	456.4	502.0	546.2
25°	416.6	415.1	416.2	411.4	407.8	411.4	425.7	449.4	454.5	502.4	549.8
27.5°	435.9	435.9	433.7	427.1	418.0	414.0	425.3	448.0	453.1	502.4	552.4
30°	462.9	461.8	458.5	452.0	437.7	424.2	429.0	448.0	453.1	502.7	553.1
32.5°	489.9	490.7	492.5	485.9	466.6	441.7	437.7	451.2	455.6	502.4	552.0
35°	517.3	517.7	525.7	526.4	501.6	469.9	452.7	460.0	462.9	506.0	552.7
37.5°	541.4	543.2	558.9	566.6	546.2	506.0	476.4	476.4	477.9	515.9	557.1
40°	568.4	573.2	592.2	609.3	601.3	552.4	511.1	500.5	501.3	533.7	567.0
42.5°	599.8	605.7	630.5	655.3	655.0	609.3	554.9	538.9	539.6	564.8	587.0
45°	639.6	643.6	675.0	706.1	712.6	672.1	610.0	588.9	589.6	611.9	626.1
47.5°	688.2	692.9	723.2	760.5	777.3	747.7	681.6	658.6	656.4	672.1	682.3
50°	751.7	760.8	778.7	814.5	855.0	835.3	765.6	742.6	739.7	752.1	755.4
52.5°	812.3	820.7	828.0	860.9	939.4	944.1	868.5	843.3	840.4	843.3	847.4
55°	821.4	826.2	831.7	876.2	1007.6	1082.5	985.7	955.8	947.4	941.9	955.4
57.5°	748.8	745.9	764.1	824.7	1018.9	1235.4	1144.2	1086.1	1078.1	1047.8	1034.3
60°	592.9	588.9	606.0	688.9	955.4	1311.4	1363.9	1230.3	1210.6	1109.1	1096.0
62.5°	416.6	411.8	434.1	483.0	741.1	1296.4	1611.8	1366.9	1327.8	1163.5	1145.6
65°	320.9	318.7	330.8	341.7	452.3	1123.0	1748.4	1633.4	1552.7	1222.7	1199.7
67.5°	251.5	254.5	269.4	301.2	292.1	699.9	1735.6	2040.1	1959.4	1331.4	1316.8
70°	202.3	203.0	221.6	272.3	275.6	356.3	1469.4	2250.4	2249.3	1507.1	1409.9
72.5°	122.3	125.6	155.9	235.5	278.2	272.7	987.9	2062.0	2090.4	1547.9	1271.6
75°	58.8	62.1	80.7	158.1	276.4	265.4	534.5	1561.1	1597.6	1388.0	1031.0
77.5°	21.9	24.8	37.2	77.4	204.8	243.1	281.1	1052.5	1081.4	1016.0	698.4
80°	6.9	8.0	14.6	35.4	104.0	200.8	181.1	593.6	613.0	444.7	234.7
82.5°	0.7	1.1	4.0	12.0	40.2	102.2	106.2	223.4	233.3	86.9	47.5
85°	0.0	0.0	0.0	0.0	0.7	0.7	26.3	42.7	35.0	8.4	13.9
87.5°	0.0	0.0	0.0	0.0	0.0	0.4	0.7	1.1	1.1	1.1	1.5
90°	0.0	0.0	0.0	0.0	0.0	0.0	0.0	0.0	0.0	0.0	0.0



REPORT NUMBER: P400927

CATALOG NUMBER: ENV-SA1A-735-U-SL2-HSS

CANDELA DISTRIBUTION (continued):

	90°	95°	105°	115°	125°	135°	145°	155°	165°	175°	180°
0°	537.4	537.4	537.4	537.4	537.4	537.4	537.4	537.4	537.4	537.4	537.4
2.5°	536.7	536.7	534.1	530.1	525.0	517.7	515.9	510.0	510.0	505.3	504.5
5°	537.4	535.2	526.8	514.4	497.2	478.6	466.9	454.2	443.2	436.3	437.0
7.5°	537.4	532.7	515.9	488.5	456.4	424.2	399.8	371.3	358.1	349.4	353.4
10°	535.9	527.9	498.7	457.1	406.3	361.8	321.6	288.8	266.1	256.7	248.6
12.5°	532.7	521.0	477.2	418.0	353.0	294.6	239.1	196.0	166.1	151.1	149.3
15°	529.7	513.7	452.0	375.3	292.8	216.5	154.4	113.2	87.6	81.8	82.5
17.5°	529.0	506.7	427.9	330.0	234.0	144.2	89.1	71.9	68.3	66.8	66.4
20°	529.4	500.5	401.6	285.1	165.7	89.8	67.5	63.5	62.1	61.3	61.0
22.5°	530.8	493.6	375.7	238.0	113.2	65.7	60.2	57.7	55.9	54.8	54.4
25°	530.8	485.9	346.8	188.0	74.1	57.7	54.0	50.7	48.2	46.7	46.7
27.5°	529.7	477.2	316.9	142.7	58.8	51.5	47.5	43.1	39.8	38.0	38.0
30°	526.4	466.6	288.0	99.7	51.5	46.0	40.9	35.4	31.4	29.6	28.8
32.5°	521.7	455.3	254.8	70.1	46.4	40.2	34.3	28.5	24.8	22.6	22.6
35°	516.6	443.9	219.0	53.7	42.0	35.4	28.8	23.0	19.7	18.3	17.9
37.5°	514.0	431.9	184.0	46.4	37.6	30.3	23.4	18.6	16.1	15.0	14.6
40°	515.9	422.8	149.7	41.6	33.6	25.6	19.3	15.7	13.5	12.0	12.0
42.5°	526.8	417.7	117.2	38.0	29.9	21.5	16.1	12.8	10.6	9.5	9.5
45°	549.1	421.3	89.1	34.7	25.6	17.9	13.5	10.2	8.0	6.9	6.9
47.5°	586.3	435.9	67.5	31.8	21.9	14.6	11.0	8.0	6.2	5.5	5.1
50°	640.7	464.7	52.9	28.8	18.3	12.4	9.1	6.2	4.7	4.0	4.0
52.5°	719.2	514.8	45.3	25.6	15.0	10.2	7.3	4.7	3.7	2.9	2.9
55°	815.6	578.3	40.9	22.6	12.0	8.4	5.8	3.7	2.6	2.2	1.8
57.5°	893.7	628.7	38.3	19.7	10.2	7.3	4.4	2.9	2.2	1.5	1.5
60°	962.7	661.2	34.0	16.4	8.8	5.8	3.7	2.2	1.5	1.1	1.1
62.5°	1018.6	682.3	28.1	13.1	7.3	4.7	2.9	1.8	1.5	1.1	1.1
65°	1082.1	699.5	23.0	10.2	6.2	4.0	2.6	1.5	1.1	1.1	1.1
67.5°	1206.6	737.8	17.2	8.0	4.7	3.3	2.2	1.5	1.1	0.7	0.7
70°	1255.1	692.9	13.5	6.6	3.7	2.9	2.2	1.5	0.7	0.7	0.7
72.5°	1068.2	518.8	10.6	5.5	3.3	2.6	2.2	1.5	1.1	1.1	0.7
75°	847.4	350.5	8.4	4.4	3.3	2.9	2.2	2.2	1.8	1.5	1.5
77.5°	541.0	155.2	6.6	3.7	3.3	3.7	3.3	2.2	2.2	1.8	1.8
80°	161.4	37.2	4.7	2.9	2.6	2.9	3.3	2.2	1.5	1.1	1.1
82.5°	35.0	8.8	2.9	1.5	1.8	1.5	2.2	2.2	1.5	1.1	1.1
85°	11.7	3.3	1.8	1.5	1.1	1.1	1.1	1.1	1.1	1.1	0.7
87.5°	0.7	1.1	1.1	0.7	0.7	0.7	0.7	0.4	0.4	0.7	0.7
90°	0.0	0.0	0.0	0.0	0.0	0.0	0.0	0.0	0.0	0.0	0.0

(END OF REPORT)