

Scaled data based on original data using
LM-79-08 Approved Method: Electrical and Photometric Measurements of Solid-
State Lighting Products

Test Report Prepared for
Cooper Lighting Solutions
(formerly Eaton)

Brand: INVUE

Report Number: P401631

Luminaire Tested: **ENV-SA1E-730-U-SL3-HSS**

Issue Date: 5/20/2020

Test Information

Test Method: LM-79-08
Report Number: P401631
TEST IS SCALED FROM IESNA LM-79-08 TEST DATA (G1-2004-754-4)
Test Lab: INNOVATION CENTER
Issue Date: 5/20/2020
Manufacturer: COOPER LIGHTING SOLUTIONS (FORMERLY EATON)
Product Line: INVUE
Catalog Number: ENV-SA1E-730-U-SL3-HSS
Description: ENTRI LED LUMINAIRE
(1) 70 CRI, 3000K, 1050mA LIGHTSQUARE WITH 16 LEDS AND TYPE III SPILL
LIGHT ELIMINATOR OPTICS WITH HOUSE SIDE SHIELD
Light Source: -
Ballast/Driver: ELECTRONIC DRIVER

Summary

Lumens per Lamp: N/A
Luminaire Lumens: 5368 lumens
Efficiency: N/A
Efficacy: 93.8 lumens/watt
Luminous Opening: Rectangular (W 0.5' x L: 0.5' x H: 0')
IES Classification: Type III - Short - Semi-Cutoff
BUG Rating: B1 - U0 - G2

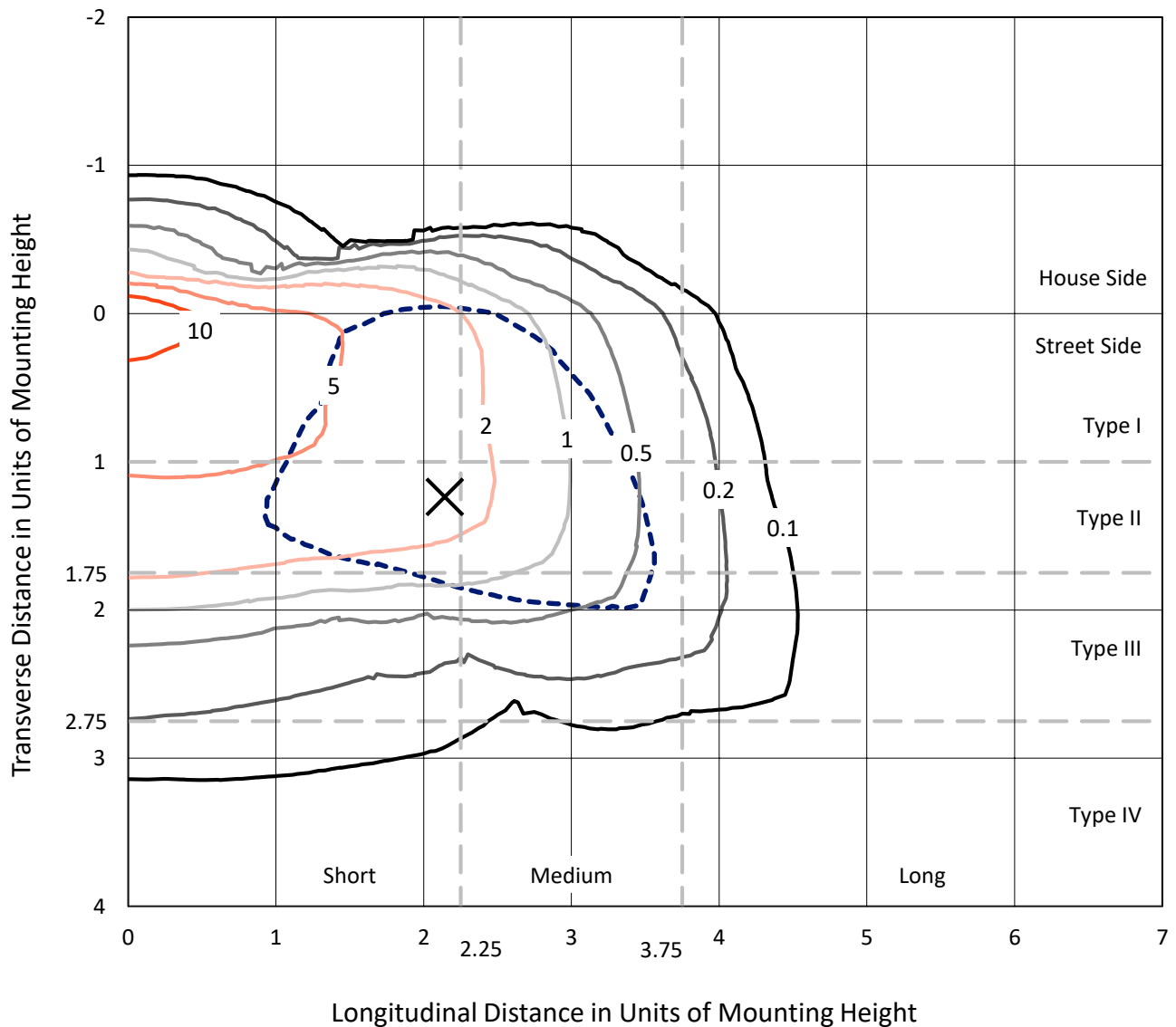
Input Watts (W): 57.2
Input Voltage (V): NR
Input Current (Ain): NR
Voltage Rise (V): NR
Power Factor: NR
Total Harmonic Distortion (THDi): NR
Frequency (hertz): 60
Stabilization Time: NR
Operation Time: NR
Ambient Temperature (°C): NR
Test Distance: 25 FT



REPORT NUMBER: P401631
 CATALOG NUMBER: ENV-SA1E-730-U-SL3-HSS

Iso-Footcandle Lines of Horizontal Illumination

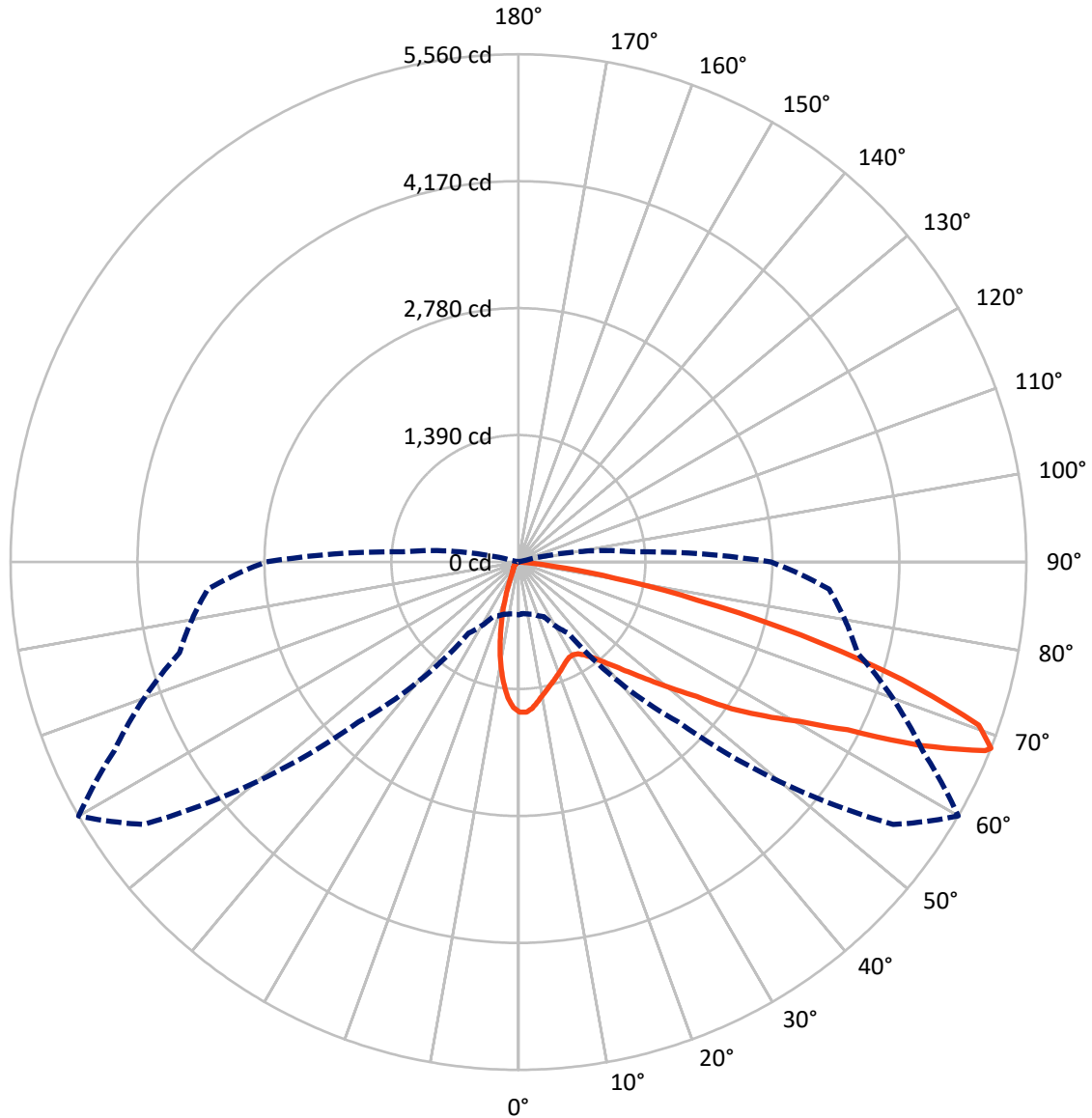
× Max cd
 - - - 1/2 Max cd



Based on 10 foot mounting height. Maximum calculated value = 16.4 fc
 Type III - Short - Semi-Cutoff

REPORT NUMBER: P401631
CATALOG NUMBER: ENV-SA1E-730-U-SL3-HSS

Luminous Intensity Polar Plot



— Vertical Plane Through 60-Deg Lateral - - - Horizontal Cone Through 68-Deg Vertical

REPORT NUMBER: P401631

CATALOG NUMBER: ENV-SA1E-730-U-SL3-HSS

FLUX DISTRIBUTION:

		Downward	Upward	Total
House Side	Lumens	600.2	0.0	600.2
	% Fixture	11.2	0.0	11.2
Street Side	Lumens	4767.8	0.0	4767.8
	% Fixture	88.8	0.0	88.8
Total	Lumens	5368.0	0.0	5368.0
	% Fixture	100.0	0.0	100.0

Coefficient of Utilization

ZONAL LUMENS:

Zone	Lumens	% Fixture
0°-10°	133.3	2.5
10°-20°	272.0	5.1
20°-30°	358.0	6.7
30°-40°	494.1	9.2
40°-50°	749.0	14.0
50°-60°	1208.6	22.5
60°-70°	1435.7	26.7
70°-80°	676.8	12.6
80°-90°	40.4	0.8
90°-100°	0.0	0.0
100°-110°	0.0	0.0
110°-120°	0.0	0.0
120°-130°	0.0	0.0
130°-140°	0.0	0.0
140°-150°	0.0	0.0
150°-160°	0.0	0.0
160°-170°	0.0	0.0
170°-180°	0.0	0.0
0°-90°	5368.0	100.0
0°-180°	5368.0	100.0



REPORT NUMBER: P401631

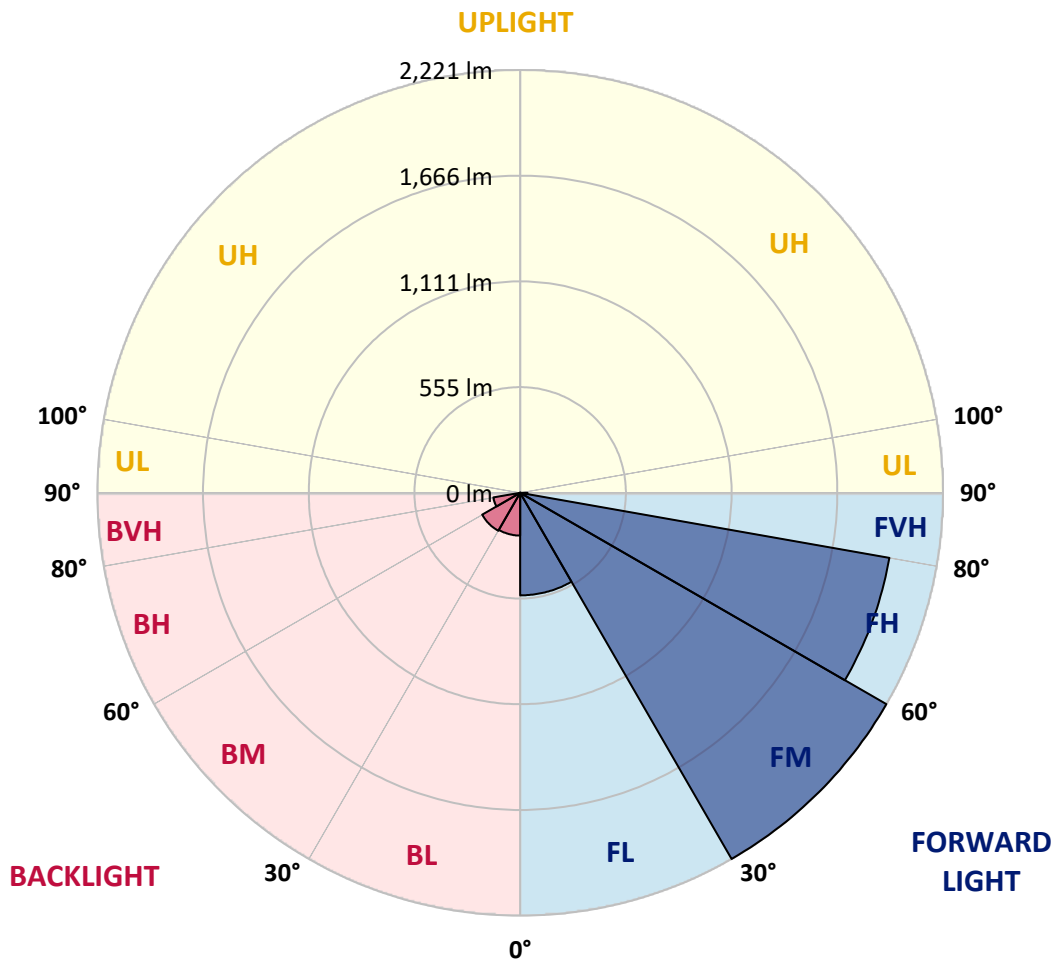
CATALOG NUMBER: ENV-SA1E-730-U-SL3-HSS

LUMINAIRE CLASSIFICATION SYSTEM LUMEN TABLE AND BUG RATING:

Zone		Lumens	% Fixture	Zone Rating/Lumen Limit		
				B	U	G
FL	(0°-30°)	538.8	10.0			
FM	(30°-60°)	2221.0	41.4			
FH	(60°-80°)	1969.3	36.7			G2/5000
FVH	(80°-90°)	38.7	0.7			G1/100
BL	(0°-30°)	224.6	4.2	B1/500		
BM	(30°-60°)	230.7	4.3	B1/1000		
BH	(60°-80°)	143.2	2.7	B1/500		G1/500
BVH	(80°-90°)	1.7	0.0			G0/10
UL	(90°-100°)	0.0	0.0		U0/0	
UH	(100°-180°)	0.0	0.0		U0/0	

BUG Rating: B1-U0-G2

Type III Short





REPORT NUMBER: P401631

CATALOG NUMBER: ENV-SA1E-730-U-SL3-HSS

CANDELA DISTRIBUTION (FULL):

	0°	5°	15°	25°	35°	45°	55°	60°	65°	75°	85°
0°	1643.1	1643.1	1643.1	1643.1	1643.1	1643.1	1643.1	1643.1	1643.1	1643.1	1643.1
2.5°	1628.5	1624.9	1634.9	1637.6	1640.4	1645.8	1644.9	1645.8	1646.7	1644.9	1634.0
5°	1517.4	1523.8	1532.9	1544.7	1556.6	1583.9	1594.8	1605.7	1613.0	1618.5	1608.5
7.5°	1408.1	1420.8	1428.1	1450.0	1468.2	1496.4	1520.1	1539.3	1557.5	1577.5	1567.5
10°	1320.7	1325.2	1331.6	1351.6	1379.0	1421.8	1452.7	1476.4	1498.3	1532.0	1523.8
12.5°	1235.0	1237.8	1250.5	1272.4	1300.6	1353.5	1394.4	1421.8	1446.4	1488.2	1489.2
15°	1172.2	1173.1	1181.3	1201.3	1234.1	1290.6	1343.4	1373.5	1408.1	1459.1	1461.8
17.5°	1131.2	1130.3	1132.1	1144.9	1175.8	1229.6	1293.3	1328.9	1369.8	1435.4	1438.2
20°	1118.5	1116.6	1113.0	1110.3	1129.4	1175.8	1247.8	1287.0	1335.2	1418.1	1419.0
22.5°	1129.4	1125.7	1117.6	1102.1	1107.5	1137.6	1197.7	1245.1	1304.3	1409.0	1402.6
25°	1155.8	1155.8	1144.9	1120.3	1107.5	1113.9	1162.2	1207.7	1273.3	1404.5	1390.8
27.5°	1199.5	1197.7	1183.1	1157.6	1133.9	1116.6	1140.3	1183.1	1250.5	1409.9	1385.3
30°	1252.4	1246.9	1231.4	1213.2	1184.0	1146.7	1144.9	1176.8	1239.6	1427.2	1389.0
32.5°	1302.4	1302.4	1296.1	1278.8	1250.5	1201.3	1173.1	1198.6	1253.3	1455.5	1400.8
35°	1364.4	1363.5	1365.3	1358.9	1334.3	1282.4	1236.9	1249.6	1295.2	1502.8	1429.0
37.5°	1413.6	1414.5	1430.0	1440.9	1430.0	1375.3	1327.9	1327.9	1366.2	1573.9	1477.3
40°	1461.8	1463.7	1492.8	1524.7	1527.4	1483.7	1438.2	1437.2	1459.1	1661.3	1552.0
42.5°	1505.6	1512.8	1554.7	1609.4	1641.3	1612.1	1578.4	1567.5	1578.4	1793.4	1673.1
45°	1552.0	1566.6	1624.9	1704.1	1756.0	1756.9	1744.2	1731.4	1736.9	1941.8	1835.3
47.5°	1612.1	1628.5	1701.4	1798.8	1897.2	1922.7	1934.5	1930.0	1915.4	2129.5	2044.7
50°	1709.6	1725.1	1793.4	1902.7	2037.5	2129.5	2161.3	2166.8	2147.7	2337.1	2282.5
52.5°	1875.3	1884.4	1948.2	2034.7	2185.9	2358.1	2441.9	2442.8	2400.0	2580.3	2539.3
55°	2052.9	2076.6	2151.3	2251.5	2407.2	2600.3	2809.8	2832.6	2700.5	2793.4	2726.9
57.5°	2055.7	2078.4	2202.3	2394.5	2720.6	2976.5	3163.2	3179.6	3033.0	2964.7	2903.6
60°	1838.9	1850.7	2022.9	2304.3	2832.6	3483.8	3565.8	3541.2	3266.1	3141.4	3125.0
62.5°	1297.9	1303.4	1507.4	1878.1	2584.9	3726.1	4178.8	4046.7	3597.7	3401.8	3456.5
65°	817.0	814.3	899.0	1195.0	1922.7	3487.5	4936.5	4840.0	4207.0	3727.9	3715.2
67.5°	603.0	588.4	611.1	703.1	1098.4	2737.9	5075.9	5511.3	4787.2	3863.6	3491.1
68°	578.4	565.6	589.3	660.3	950.0	2478.3	5008.5	5559.5	4879.2	3841.8	3414.6
70°	490.9	479.1	499.1	552.9	661.2	1608.5	4419.2	5345.5	4963.0	3656.0	3009.3
72.5°	348.8	355.2	408.0	474.5	560.1	825.2	3254.3	4390.1	4268.9	3251.6	2289.8
75°	206.8	218.6	287.8	382.5	514.6	544.7	2099.4	3191.4	3132.2	2251.5	1240.5
77.5°	72.9	77.4	143.0	255.0	424.4	431.7	1169.5	2006.5	1866.2	919.9	366.1
80°	26.4	26.4	52.8	142.1	274.2	329.7	621.2	1071.1	736.8	238.6	101.1
82.5°	4.6	4.6	11.8	48.3	121.1	175.8	288.7	380.7	218.6	52.8	50.1
85°	0.0	0.0	0.0	0.0	1.8	1.8	84.7	85.6	40.1	7.3	21.9
87.5°	0.0	0.0	0.0	0.0	0.0	0.9	1.8	1.8	1.8	1.8	2.7
90°	0.0	0.0	0.0	0.0	0.0	0.0	0.0	0.0	0.0	0.0	0.0



REPORT NUMBER: P401631

CATALOG NUMBER: ENV-SA1E-730-U-SL3-HSS

CANDELA DISTRIBUTION (continued):

	90°	95°	105°	115°	125°	135°	145°	155°	165°	175°	180°
0°	1643.1	1643.1	1643.1	1643.1	1643.1	1643.1	1643.1	1643.1	1643.1	1643.1	1643.1
2.5°	1629.4	1627.6	1617.6	1599.4	1583.9	1558.4	1553.8	1529.2	1520.1	1512.8	1520.1
5°	1601.2	1591.2	1557.5	1516.5	1460.9	1395.3	1357.1	1304.3	1293.3	1264.2	1281.5
7.5°	1554.7	1532.0	1469.1	1380.8	1278.8	1178.6	1102.1	1028.3	965.4	943.6	937.2
10°	1505.6	1473.7	1368.0	1231.4	1083.9	929.9	816.1	709.5	650.3	594.8	592.9
12.5°	1459.1	1410.8	1257.8	1067.5	861.6	678.5	531.0	419.0	348.8	310.6	320.6
15°	1421.8	1357.1	1146.7	903.5	643.0	437.2	300.6	228.6	204.0	192.2	194.0
17.5°	1385.3	1299.7	1039.2	732.3	458.1	269.6	194.9	170.3	163.0	160.3	158.5
20°	1352.5	1244.2	926.3	577.4	302.4	186.7	160.3	152.1	149.4	147.5	147.5
22.5°	1319.8	1185.9	813.3	428.1	206.8	153.0	143.9	140.3	138.4	135.7	135.7
25°	1289.7	1129.4	700.4	299.7	158.5	136.6	130.2	126.6	123.0	120.2	120.2
27.5°	1266.9	1086.6	595.7	212.2	133.0	123.0	116.6	110.2	105.7	102.0	102.0
30°	1252.4	1044.7	494.6	160.3	118.4	109.3	101.1	92.9	85.6	81.1	80.2
32.5°	1244.2	1010.1	400.8	131.2	105.7	95.6	85.6	76.5	68.3	62.8	62.8
35°	1247.8	982.8	306.9	111.1	95.6	83.8	72.9	61.9	54.6	50.1	49.2
37.5°	1271.5	967.3	228.6	98.4	85.6	72.9	61.9	51.0	43.7	40.1	39.2
40°	1316.1	970.9	174.0	89.3	78.3	63.8	51.0	41.9	35.5	31.9	31.9
42.5°	1406.3	997.3	137.5	82.0	70.1	54.6	42.8	34.6	29.1	26.4	25.5
45°	1525.6	1047.4	112.9	75.6	61.9	46.5	36.4	29.1	23.7	20.9	20.9
47.5°	1705.9	1127.6	97.5	69.2	53.7	39.2	30.1	23.7	18.2	16.4	15.5
50°	1914.5	1239.6	85.6	61.9	47.4	32.8	25.5	18.2	14.6	11.8	11.8
52.5°	2127.6	1364.4	77.4	55.6	41.0	28.2	20.0	13.7	10.0	8.2	8.2
55°	2323.5	1469.1	69.2	50.1	34.6	23.7	16.4	10.9	7.3	5.5	5.5
57.5°	2512.9	1564.8	60.1	43.7	28.2	19.1	12.8	8.2	5.5	3.6	3.6
60°	2750.6	1688.6	51.9	37.3	22.8	15.5	10.0	6.4	3.6	2.7	1.8
62.5°	3037.5	1778.8	43.7	30.1	18.2	11.8	7.3	4.6	2.7	0.9	0.9
65°	3143.2	1659.5	36.4	24.6	14.6	9.1	5.5	3.6	1.8	0.9	0.9
67.5°	2848.1	1337.1	29.1	19.1	10.9	6.4	4.6	2.7	1.8	0.9	0.9
68°	2766.1	1271.5	28.2	18.2	10.0	6.4	3.6	2.7	0.9	0.9	0.0
70°	2335.3	1021.0	22.8	13.7	8.2	5.5	3.6	1.8	0.9	0.9	0.0
72.5°	1731.4	704.0	16.4	9.1	5.5	3.6	2.7	1.8	0.9	0.9	0.0
75°	913.5	274.2	12.8	7.3	4.6	3.6	2.7	2.7	1.8	0.9	0.9
77.5°	262.3	86.5	10.0	5.5	4.6	4.6	4.6	3.6	3.6	2.7	1.8
80°	76.5	28.2	6.4	3.6	4.6	4.6	5.5	4.6	4.6	3.6	3.6
82.5°	41.0	10.9	3.6	2.7	2.7	3.6	4.6	3.6	2.7	1.8	0.9
85°	17.3	3.6	2.7	1.8	1.8	1.8	1.8	1.8	1.8	0.9	0.9
87.5°	0.9	1.8	1.8	0.9	0.9	0.9	0.9	0.9	0.9	0.9	0.9
90°	0.0	0.0	0.0	0.0	0.0	0.0	0.0	0.0	0.0	0.0	0.0

(END OF REPORT)