

Scaled data based on original data using
LM-79-08 Approved Method: Electrical and Photometric Measurements of Solid-
State Lighting Products

Test Report Prepared for
Cooper Lighting Solutions
(formerly Eaton)

Brand: INVUE

Report Number: P400909

Luminaire Tested: **ENV-SA1A-730-U-SL2-HSS**

Issue Date: 5/20/2020

Test Information

Test Method: LM-79-08
Report Number: P400909
TEST IS SCALED FROM IESNA LM-79-08 TEST DATA (G1-2004-754-2)
Test Lab: INNOVATION CENTER
Issue Date: 5/20/2020
Manufacturer: COOPER LIGHTING SOLUTIONS (FORMERLY EATON)
Product Line: INVUE
Catalog Number: ENV-SA1A-730-U-SL2-HSS
Description: ENTRI LED LUMINAIRE
(1) 70 CRI, 3000K, 350mA LIGHTSQUARE WITH 16 LEDS AND TYPE II SPILL LIGHT
ELIMINATOR OPTICS WITH HOUSE SIDE SHIELD
Light Source: -
Ballast/Driver: ELECTRONIC DRIVER

Summary

Lumens per Lamp: N/A
Luminaire Lumens: 2012 lumens
Efficiency: N/A
Efficacy: 100.1 lumens/watt
Luminous Opening: Rectangular (W 0.5' x L: 0.5' x H: 0')
IES Classification: Type III - Medium - Non-Cutoff
BUG Rating: B0 - U0 - G1

Input Watts (W): 20.1
Input Voltage (V): NR
Input Current (Ain): NR
Voltage Rise (V): NR
Power Factor: NR
Total Harmonic Distortion (THDi): NR
Frequency (hertz): 60
Stabilization Time: NR
Operation Time: NR
Ambient Temperature (°C): NR
Test Distance: 25 FT

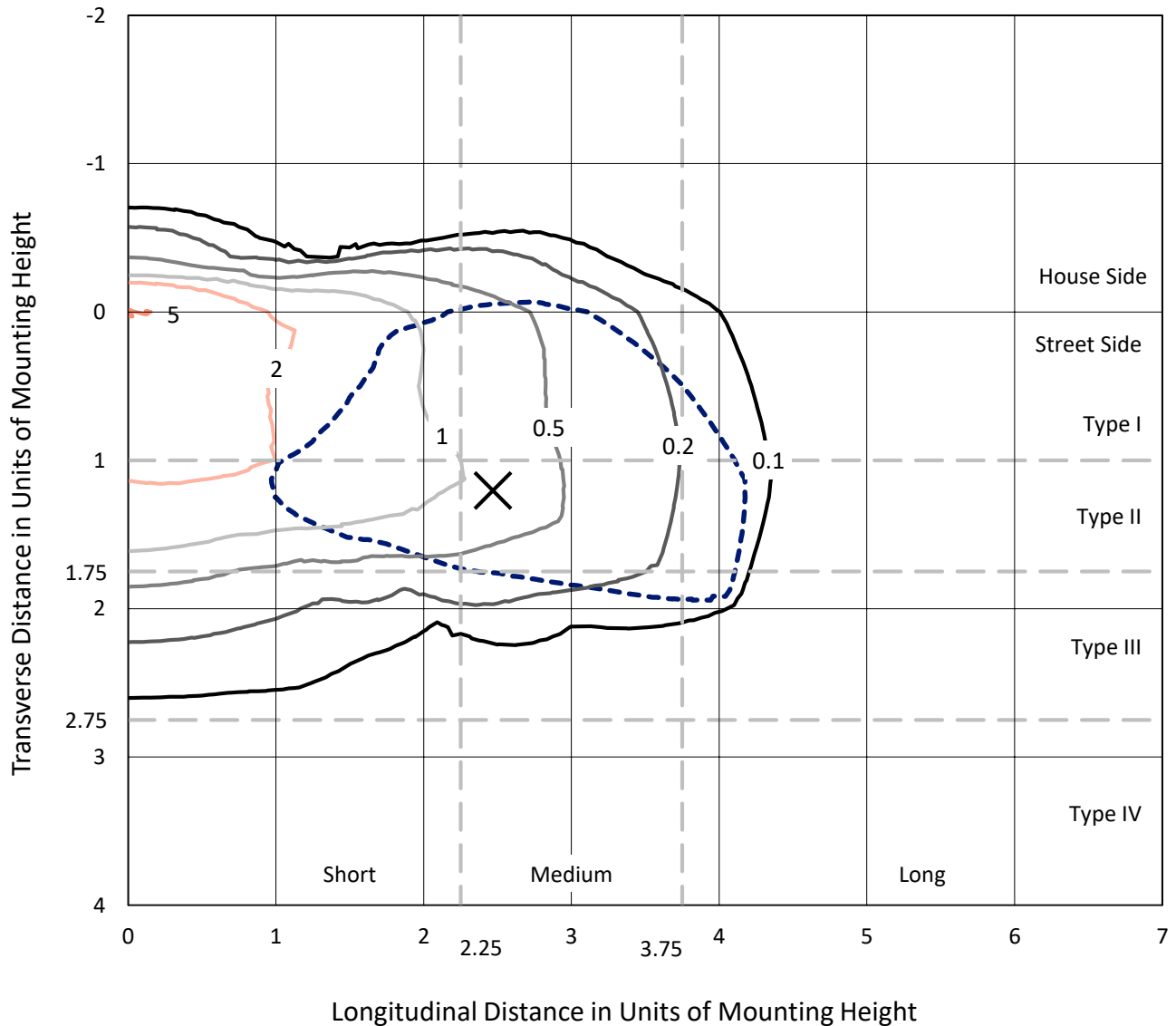


REPORT NUMBER: P400909

CATALOG NUMBER: ENV-SA1A-730-U-SL2-HSS

Iso-Footcandle Lines of Horizontal Illumination

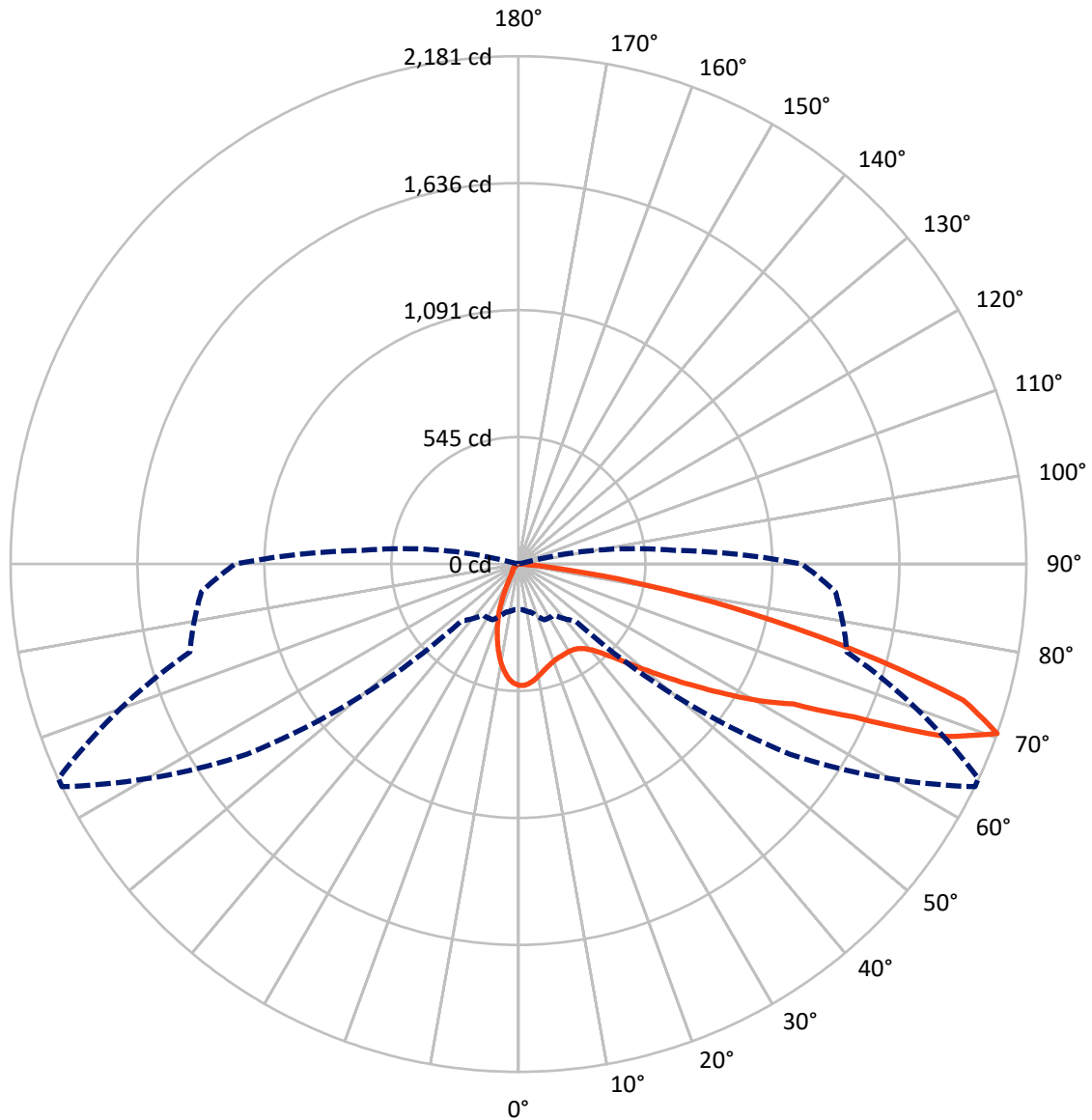
× Max cd
 - - - 1/2 Max cd



Based on 10 foot mounting height. Maximum calculated value = 5.2 fc
 Type III - Medium - Non-Cutoff

REPORT NUMBER: P400909
CATALOG NUMBER: ENV-SA1A-730-U-SL2-HSS

Luminous Intensity Polar Plot



— Vertical Plane Through 64-Deg Lateral - - - Horizontal Cone Through 70-Deg Vertical

REPORT NUMBER: P400909

CATALOG NUMBER: ENV-SA1A-730-U-SL2-HSS

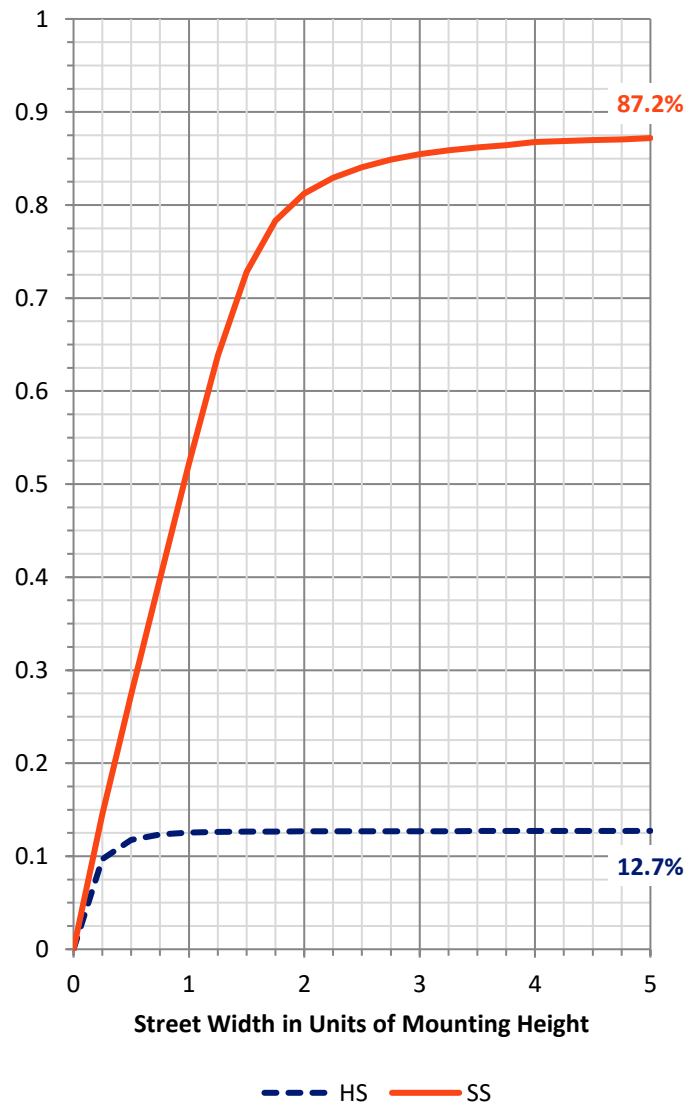
FLUX DISTRIBUTION:

		Downward	Upward	Total
House Side	Lumens	258.5	0.0	258.5
	% Fixture	12.8	0.0	12.8
Street Side	Lumens	1753.5	0.0	1753.5
	% Fixture	87.2	0.0	87.2
Total	Lumens	2012.0	0.0	2012.0
	% Fixture	100.0	0.0	100.0

Coefficient of Utilization

ZONAL LUMENS:

Zone	Lumens	% Fixture
0°-10°	43.9	2.2
10°-20°	97.4	4.8
20°-30°	134.1	6.7
30°-40°	184.7	9.2
40°-50°	275.3	13.7
50°-60°	434.9	21.6
60°-70°	492.8	24.5
70°-80°	323.6	16.1
80°-90°	25.4	1.3
90°-100°	0.0	0.0
100°-110°	0.0	0.0
110°-120°	0.0	0.0
120°-130°	0.0	0.0
130°-140°	0.0	0.0
140°-150°	0.0	0.0
150°-160°	0.0	0.0
160°-170°	0.0	0.0
170°-180°	0.0	0.0
0°-90°	2012.0	100.0
0°-180°	2012.0	100.0



REPORT NUMBER: P400909

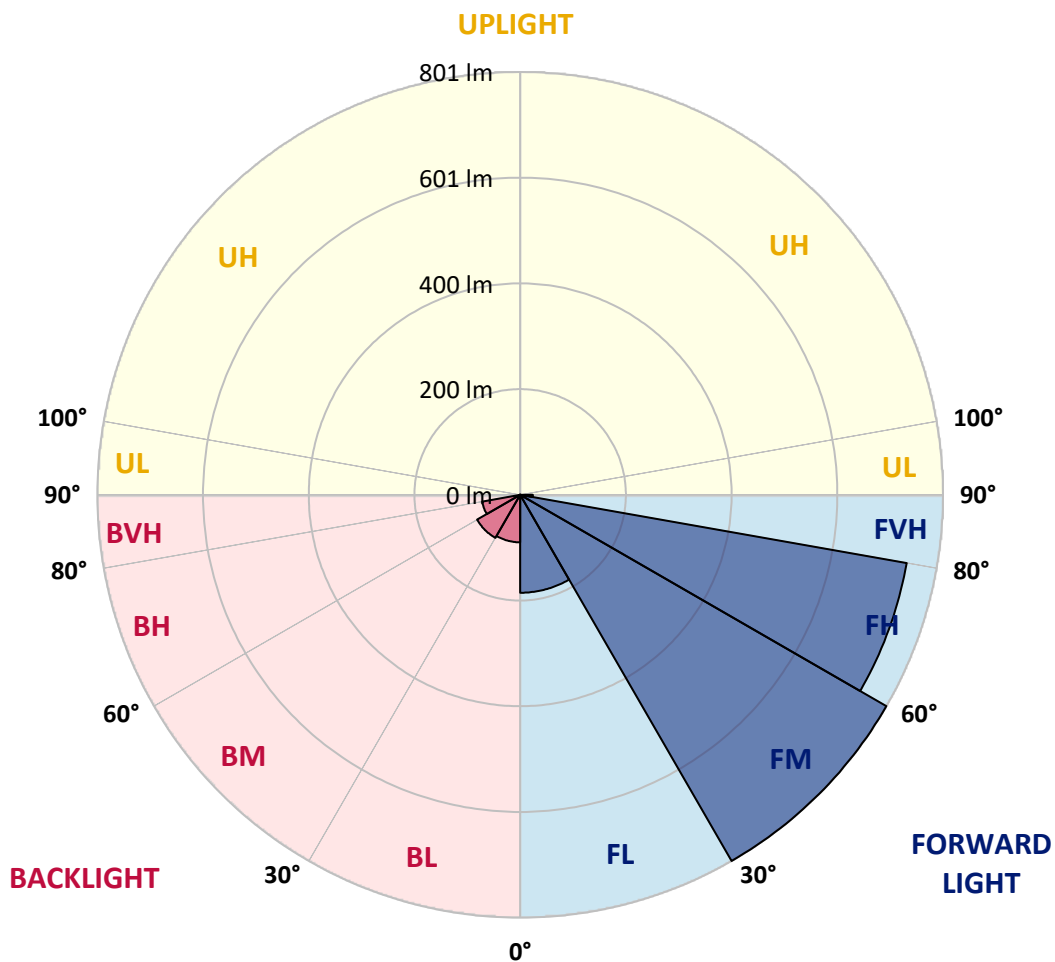
CATALOG NUMBER: ENV-SA1A-730-U-SL2-HSS

LUMINAIRE CLASSIFICATION SYSTEM LUMEN TABLE AND BUG RATING:

Zone		Lumens	% Fixture	Zone Rating/Lumen Limit		
				B	U	G
FL	(0°-30°)	185.5	9.2			
FM	(30°-60°)	800.7	39.8			
FH	(60°-80°)	743.4	36.9			G1/1800
FVH	(80°-90°)	24.0	1.2			G1/100
BL	(0°-30°)	90.0	4.5	B0/110		
BM	(30°-60°)	94.1	4.7	B0/220		
BH	(60°-80°)	73.0	3.6	B0/110		G0/110
BVH	(80°-90°)	1.4	0.1			G0/10
UL	(90°-100°)	0.0	0.0		U0/0	
UH	(100°-180°)	0.0	0.0		U0/0	

BUG Rating: B0-U0-G1

Type III Medium



REPORT NUMBER: P400909

CATALOG NUMBER: ENV-SA1A-730-U-SL2-HSS

CANDELA DISTRIBUTION (FULL):

	0°	5°	15°	25°	35°	45°	55°	64°	65°	75°	85°
0°	520.8	520.8	520.8	520.8	520.8	520.8	520.8	520.8	520.8	520.8	520.8
2.5°	506.3	506.3	508.8	511.3	512.7	516.6	519.4	521.5	521.5	523.0	520.5
5°	472.7	472.7	474.8	480.8	487.2	495.4	504.6	513.8	515.5	522.2	521.9
7.5°	441.6	444.4	447.9	454.0	460.7	472.7	485.4	501.4	503.1	519.4	523.0
10°	420.0	421.8	423.9	430.6	440.5	454.3	468.1	486.9	490.0	514.5	523.0
12.5°	402.7	403.0	406.2	413.6	423.2	436.6	452.2	472.7	476.6	505.6	521.5
15°	390.3	389.9	393.5	400.5	409.7	423.5	438.7	460.3	464.6	498.2	521.2
17.5°	382.8	383.2	386.0	391.3	400.2	413.3	428.8	450.1	454.3	492.2	523.0
20°	382.8	382.8	384.6	387.1	393.8	405.5	420.7	442.6	446.9	488.3	525.4
22.5°	390.3	389.6	391.0	388.9	392.0	400.2	415.7	437.7	442.3	486.5	529.3
25°	403.7	402.3	403.4	398.8	395.2	398.8	412.6	435.6	440.5	486.9	532.9
27.5°	422.5	422.5	420.3	414.0	405.1	401.2	412.2	434.1	439.1	486.9	535.3
30°	448.7	447.6	444.4	438.0	424.2	411.1	415.7	434.1	439.1	487.2	536.0
32.5°	474.8	475.5	477.3	470.9	452.2	428.1	424.2	437.3	441.6	486.9	535.0
35°	501.4	501.7	509.5	510.2	486.2	455.4	438.7	445.8	448.7	490.4	535.7
37.5°	524.7	526.5	541.7	549.1	529.3	490.4	461.7	461.7	463.2	500.0	539.9
40°	550.9	555.5	573.9	590.5	582.8	535.3	495.4	485.1	485.8	517.3	549.5
42.5°	581.3	587.0	611.1	635.1	634.8	590.5	537.8	522.2	523.0	547.4	569.0
45°	619.9	623.8	654.2	684.3	690.7	651.4	591.2	570.7	571.4	593.0	606.8
47.5°	667.0	671.6	700.9	737.0	753.3	724.6	660.6	638.3	636.2	651.4	661.3
50°	728.5	737.4	754.7	789.4	828.7	809.6	742.0	719.7	716.8	728.9	732.1
52.5°	787.3	795.4	802.5	834.3	910.4	915.0	841.8	817.3	814.5	817.3	821.2
55°	796.1	800.7	806.0	849.2	976.6	1049.1	955.3	926.3	918.2	912.9	926.0
57.5°	725.7	722.9	740.6	799.3	987.5	1197.3	1108.9	1052.6	1044.8	1015.5	1002.4
60°	574.6	570.7	587.3	667.7	926.0	1270.9	1321.9	1192.4	1173.3	1074.9	1062.2
62.5°	403.7	399.1	420.7	468.1	718.3	1256.4	1562.1	1324.7	1286.9	1127.6	1110.3
65°	311.0	308.9	320.6	331.2	438.4	1088.4	1694.5	1583.0	1504.8	1185.0	1162.7
67.5°	243.8	246.6	261.1	291.9	283.1	678.3	1682.1	1977.2	1899.0	1290.4	1276.2
70°	196.0	196.7	214.8	264.0	267.1	345.3	1424.1	2181.0	2179.9	1460.6	1366.5
72.5°	118.5	121.7	151.1	228.2	269.6	264.3	957.5	1998.4	2026.0	1500.2	1232.4
75°	57.0	60.2	78.2	153.2	267.8	257.2	518.0	1513.0	1548.3	1345.2	999.2
77.5°	21.2	24.1	36.1	75.0	198.5	235.6	272.4	1020.1	1048.0	984.7	676.9
80°	6.7	7.8	14.2	34.3	100.8	194.6	175.5	575.3	594.1	431.0	227.5
82.5°	0.7	1.1	3.9	11.7	38.9	99.1	103.0	216.5	226.1	84.2	46.0
85°	0.0	0.0	0.0	0.0	0.7	0.7	25.5	41.4	34.0	8.1	13.4
87.5°	0.0	0.0	0.0	0.0	0.0	0.4	0.7	1.1	1.1	1.1	1.4
90°	0.0	0.0	0.0	0.0	0.0	0.0	0.0	0.0	0.0	0.0	0.0



REPORT NUMBER: P400909

CATALOG NUMBER: ENV-SA1A-730-U-SL2-HSS

CANDELA DISTRIBUTION (continued):

	90°	95°	105°	115°	125°	135°	145°	155°	165°	175°	180°
0°	520.8	520.8	520.8	520.8	520.8	520.8	520.8	520.8	520.8	520.8	520.8
2.5°	520.1	520.1	517.6	513.8	508.8	501.7	500.0	494.3	494.3	489.7	489.0
5°	520.8	518.7	510.6	498.5	481.9	463.9	452.5	440.2	429.5	422.8	423.5
7.5°	520.8	516.2	500.0	473.4	442.3	411.1	387.4	359.8	347.1	338.6	342.5
10°	519.4	511.6	483.3	443.0	393.8	350.6	311.7	279.9	257.9	248.7	241.0
12.5°	516.2	504.9	462.4	405.1	342.1	285.5	231.8	190.0	161.0	146.5	144.7
15°	513.4	497.8	438.0	363.7	283.8	209.8	149.7	109.7	84.9	79.3	80.0
17.5°	512.7	491.1	414.7	319.9	226.8	139.8	86.3	69.7	66.2	64.8	64.4
20°	513.0	485.1	389.2	276.3	160.6	87.0	65.5	61.6	60.2	59.4	59.1
22.5°	514.5	478.4	364.1	230.7	109.7	63.7	58.4	55.9	54.1	53.1	52.7
25°	514.5	470.9	336.1	182.2	71.8	55.9	52.4	49.2	46.7	45.3	45.3
27.5°	513.4	462.4	307.1	138.3	57.0	49.9	46.0	41.8	38.6	36.8	36.8
30°	510.2	452.2	279.2	96.6	49.9	44.6	39.6	34.3	30.4	28.7	28.0
32.5°	505.6	441.2	247.0	67.9	44.9	38.9	33.3	27.6	24.1	21.9	21.9
35°	500.7	430.3	212.3	52.0	40.7	34.3	28.0	22.3	19.1	17.7	17.3
37.5°	498.2	418.6	178.3	44.9	36.4	29.4	22.6	18.0	15.6	14.5	14.2
40°	500.0	409.7	145.1	40.3	32.6	24.8	18.8	15.2	13.1	11.7	11.7
42.5°	510.6	404.8	113.6	36.8	29.0	20.9	15.6	12.4	10.3	9.2	9.2
45°	532.2	408.3	86.3	33.6	24.8	17.3	13.1	9.9	7.8	6.7	6.7
47.5°	568.2	422.5	65.5	30.8	21.2	14.2	10.6	7.8	6.0	5.3	5.0
50°	621.0	450.4	51.3	28.0	17.7	12.0	8.8	6.0	4.6	3.9	3.9
52.5°	697.0	498.9	43.9	24.8	14.5	9.9	7.1	4.6	3.5	2.8	2.8
55°	790.4	560.5	39.6	21.9	11.7	8.1	5.7	3.5	2.5	2.1	1.8
57.5°	866.2	609.3	37.2	19.1	9.9	7.1	4.2	2.8	2.1	1.4	1.4
60°	933.0	640.8	32.9	15.9	8.5	5.7	3.5	2.1	1.4	1.1	1.1
62.5°	987.2	661.3	27.2	12.7	7.1	4.6	2.8	1.8	1.4	1.1	1.1
65°	1048.7	677.9	22.3	9.9	6.0	3.9	2.5	1.4	1.1	1.1	1.1
67.5°	1169.4	715.1	16.6	7.8	4.6	3.2	2.1	1.4	1.1	0.7	0.7
70°	1216.5	671.6	13.1	6.4	3.5	2.8	2.1	1.4	0.7	0.7	0.7
72.5°	1035.3	502.8	10.3	5.3	3.2	2.5	2.1	1.4	1.1	1.1	0.7
75°	821.2	339.7	8.1	4.2	3.2	2.8	2.1	2.1	1.8	1.4	1.4
77.5°	524.4	150.4	6.4	3.5	3.2	3.5	3.2	2.1	2.1	1.8	1.8
80°	156.4	36.1	4.6	2.8	2.5	2.8	3.2	2.1	1.4	1.1	1.1
82.5°	34.0	8.5	2.8	1.4	1.8	1.4	2.1	2.1	1.4	1.1	1.1
85°	11.3	3.2	1.8	1.4	1.1	1.1	1.1	1.1	1.1	1.1	0.7
87.5°	0.7	1.1	1.1	0.7	0.7	0.7	0.7	0.4	0.4	0.7	0.7
90°	0.0	0.0	0.0	0.0	0.0	0.0	0.0	0.0	0.0	0.0	0.0

(END OF REPORT)