

Scaled data based on original data using
LM-79-08 Approved Method: Electrical and Photometric Measurements of Solid-
State Lighting Products

Test Report Prepared for
Cooper Lighting Solutions
(formerly Eaton)

Brand: INVUE

Report Number: P401622

Luminaire Tested: **ENV-SA1E-727-U-T2**

Issue Date: 5/20/2020

Test Information

Test Method: LM-79-08
Report Number: P401622
TEST IS SCALED FROM IESNA LM-79-08 TEST DATA (G1-2004-754-11)
Test Lab: INNOVATION CENTER
Issue Date: 5/20/2020
Manufacturer: COOPER LIGHTING SOLUTIONS (FORMERLY EATON)
Product Line: INVUE
Catalog Number: ENV-SA1E-727-U-T2
Description: ENTRI LED LUMINAIRE
(1) 70 CRI, 2700K, 1050mA LIGHTSQUARE WITH 16 LEDS AND TYPE II OPTICS
Light Source: -
Ballast/Driver: ELECTRONIC DRIVER

Summary

Lumens per Lamp: N/A
Luminaire Lumens: 5855 lumens
Efficiency: N/A
Efficacy: 102.4 lumens/watt
Luminous Opening: Rectangular (W 0.5' x L: 0.5' x H: 0')
IES Classification: Type III - Medium - Non-Cutoff
BUG Rating: B1 - U0 - G2

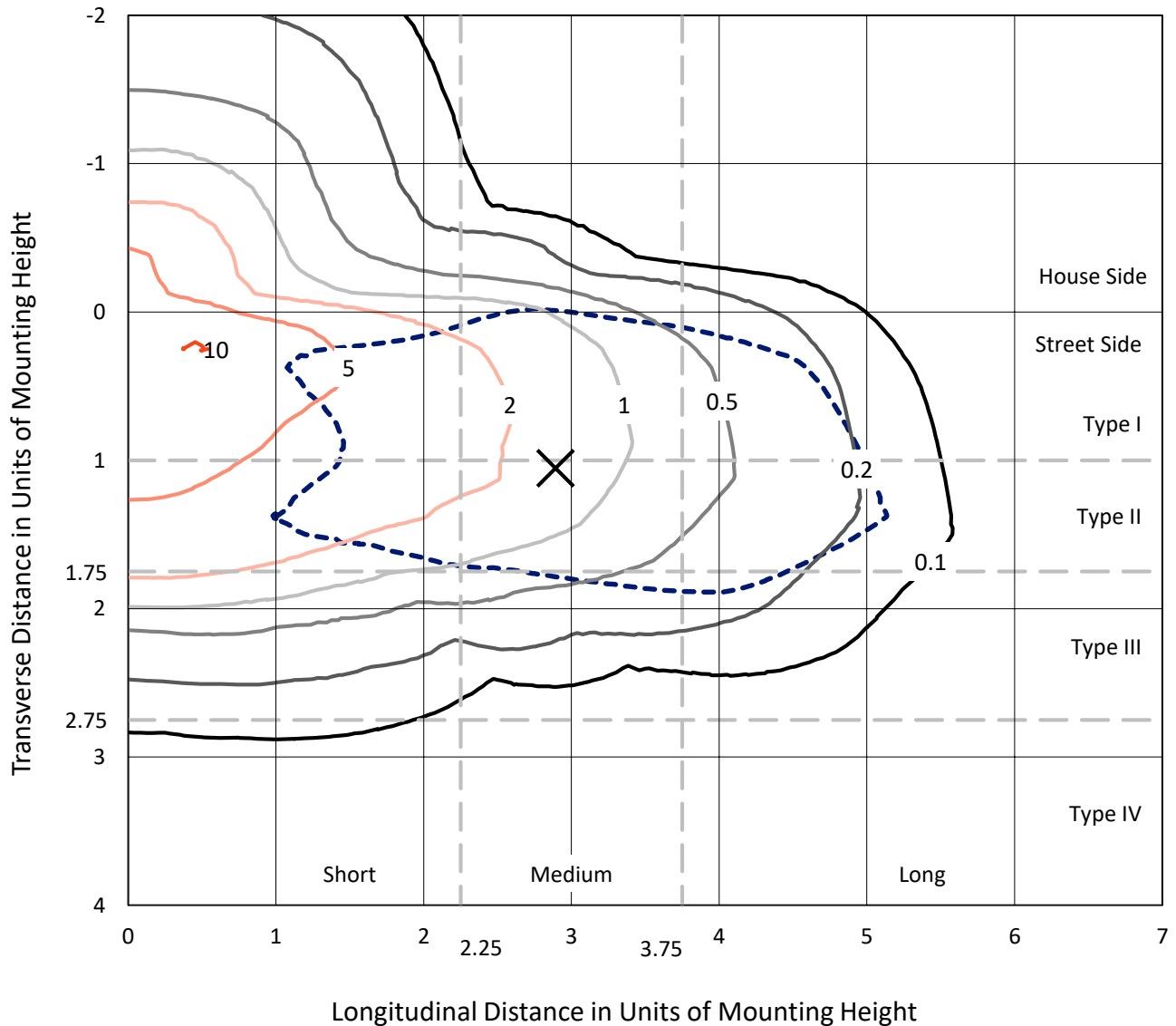
Input Watts (W): 57.2
Input Voltage (V): NR
Input Current (Ain): NR
Voltage Rise (V): NR
Power Factor: NR
Total Harmonic Distortion (THDi): NR
Frequency (hertz): 60
Stabilization Time: NR
Operation Time: NR
Ambient Temperature (°C): NR
Test Distance: 25 FT



REPORT NUMBER: P401622
 CATALOG NUMBER: ENV-SA1E-727-U-T2

Iso-Footcandle Lines of Horizontal Illumination

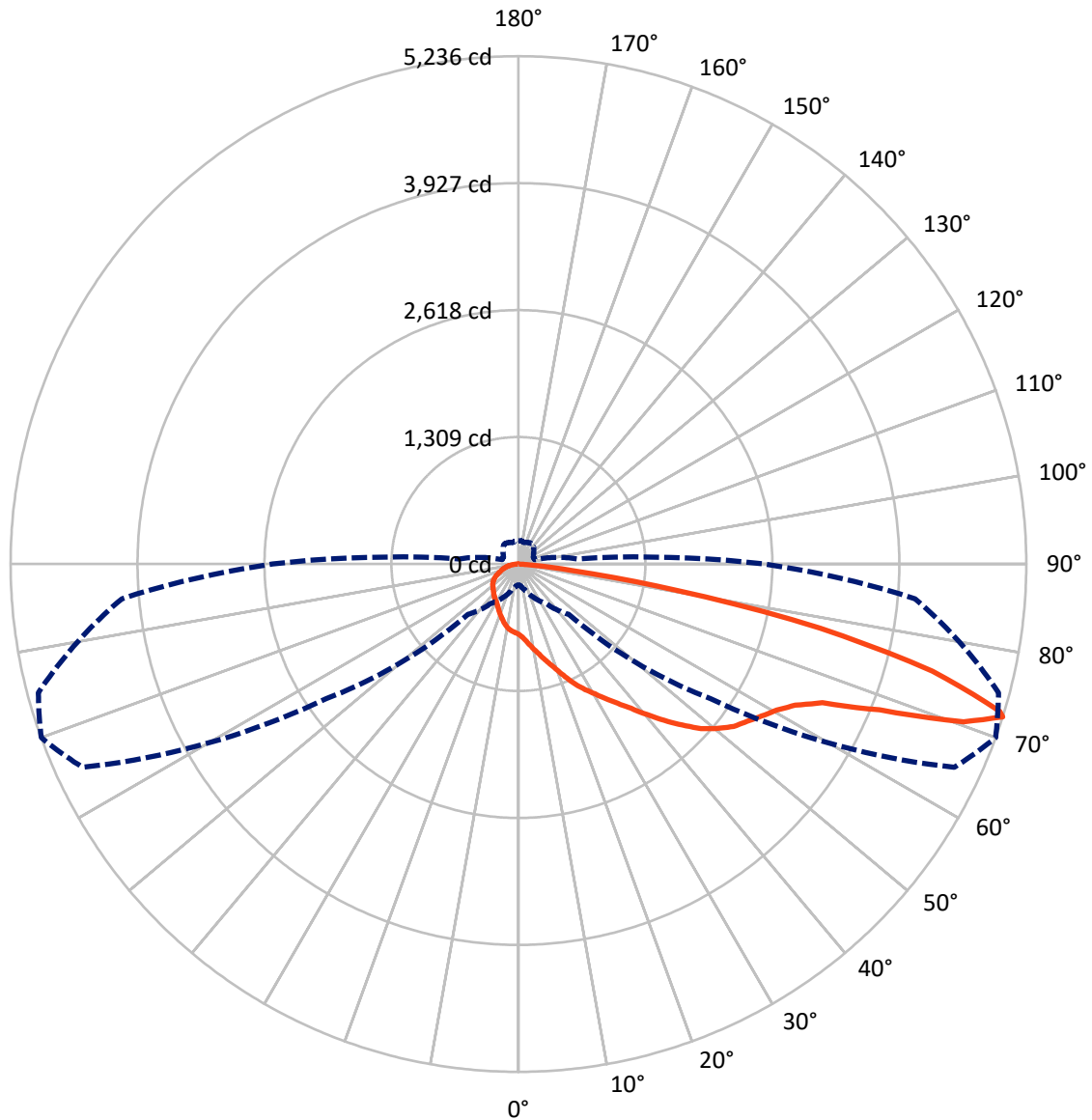
× Max cd
 - - - 1/2 Max cd



Based on 10 foot mounting height. Maximum calculated value = 10.1 fc
 Type III - Medium - Non-Cutoff

REPORT NUMBER: P401622
CATALOG NUMBER: ENV-SA1E-727-U-T2

Luminous Intensity Polar Plot



— Vertical Plane Through 70-Deg Lateral - - - Horizontal Cone Through 72-Deg Vertical

REPORT NUMBER: P401622

CATALOG NUMBER: ENV-SA1E-727-U-T2

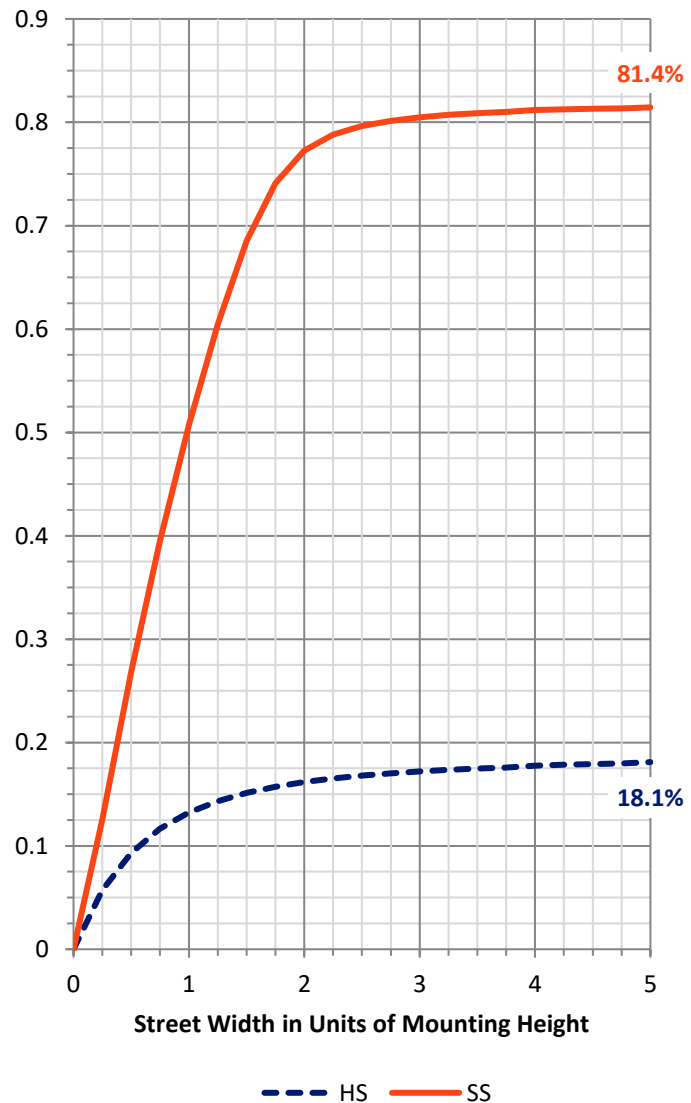
FLUX DISTRIBUTION:

		Downward	Upward	Total
House Side	Lumens	1087.9	0.0	1087.9
	% Fixture	18.6	0.0	18.6
Street Side	Lumens	4767.1	0.0	4767.1
	% Fixture	81.4	0.0	81.4
Total	Lumens	5855.0	0.0	5855.0
	% Fixture	100.0	0.0	100.0

Coefficient of Utilization

ZONAL LUMENS:

Zone	Lumens	% Fixture
0°-10°	72.9	1.2
10°-20°	233.8	4.0
20°-30°	414.1	7.1
30°-40°	615.6	10.5
40°-50°	893.1	15.3
50°-60°	1220.1	20.8
60°-70°	1335.9	22.8
70°-80°	950.2	16.2
80°-90°	119.3	2.0
90°-100°	0.0	0.0
100°-110°	0.0	0.0
110°-120°	0.0	0.0
120°-130°	0.0	0.0
130°-140°	0.0	0.0
140°-150°	0.0	0.0
150°-160°	0.0	0.0
160°-170°	0.0	0.0
170°-180°	0.0	0.0
0°-90°	5855.0	100.0
0°-180°	5855.0	100.0



REPORT NUMBER: P401622

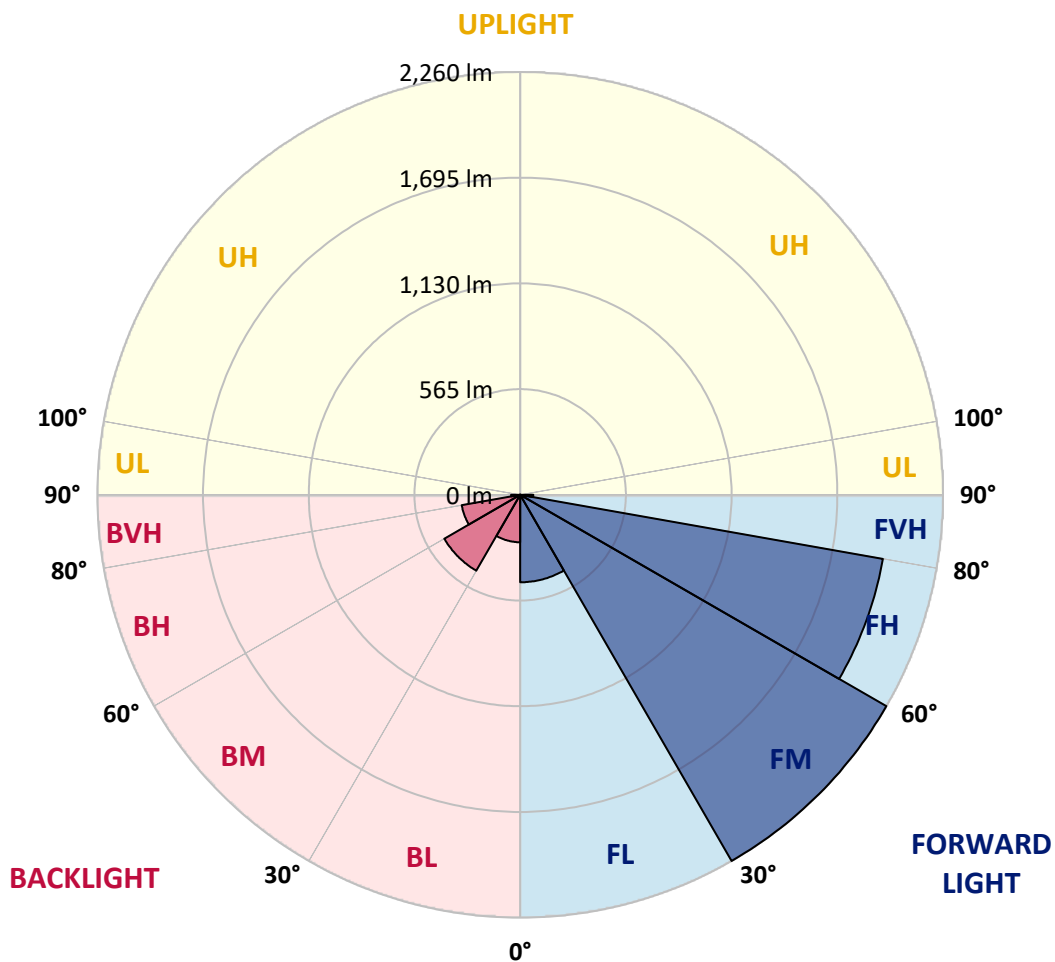
CATALOG NUMBER: ENV-SA1E-727-U-T2

LUMINAIRE CLASSIFICATION SYSTEM LUMEN TABLE AND BUG RATING:

Zone		Lumens	% Fixture	Zone Rating/Lumen Limit		
				B	U	G
FL	(0°-30°)	467.3	8.0			
FM	(30°-60°)	2260.4	38.6			
FH	(60°-80°)	1968.9	33.6			G2/5000
FVH	(80°-90°)	70.5	1.2			G1/100
BL	(0°-30°)	253.5	4.3	B1/500		
BM	(30°-60°)	468.4	8.0	B1/1000		
BH	(60°-80°)	317.2	5.4	B1/500		G1/500
BVH	(80°-90°)	48.8	0.8			G1/100
UL	(90°-100°)	0.0	0.0		U0/0	
UH	(100°-180°)	0.0	0.0		U0/0	

BUG Rating: B1-U0-G2

Type III Medium





REPORT NUMBER: P401622

CATALOG NUMBER: ENV-SA1E-727-U-T2

CANDELA DISTRIBUTION (FULL):

	0°	5°	15°	25°	35°	45°	55°	65°	70°	75°	85°
0°	725.1	725.1	725.1	725.1	725.1	725.1	725.1	725.1	725.1	725.1	725.1
2.5°	806.2	802.0	802.9	795.4	791.2	781.1	770.3	758.6	752.7	748.5	734.3
5°	884.8	884.8	888.2	882.3	866.4	849.7	830.5	804.6	793.7	778.6	750.2
7.5°	950.1	951.7	951.7	950.1	935.9	917.5	892.4	860.6	843.0	821.3	777.0
10°	983.5	987.7	991.1	993.6	991.9	981.0	952.6	920.0	895.7	867.3	807.9
12.5°	1000.3	1001.9	1007.8	1020.3	1030.4	1038.7	1017.8	979.3	955.1	920.8	841.4
15°	1018.7	1018.7	1024.5	1040.4	1059.6	1082.2	1079.7	1049.6	1023.7	981.0	884.0
17.5°	1030.4	1033.7	1044.6	1061.3	1088.1	1125.7	1144.9	1128.2	1094.8	1049.6	930.0
20°	1023.7	1026.2	1047.9	1080.5	1114.8	1163.3	1211.8	1211.8	1180.1	1128.2	981.0
22.5°	1036.2	1040.4	1055.5	1086.4	1133.2	1196.0	1275.4	1303.0	1275.4	1218.5	1040.4
25°	1084.7	1083.1	1095.6	1108.1	1148.3	1226.1	1329.8	1400.9	1375.8	1313.0	1098.1
27.5°	1155.0	1155.0	1161.7	1160.8	1175.0	1251.2	1377.4	1487.0	1466.1	1390.8	1145.8
30°	1236.1	1237.8	1236.1	1235.3	1232.8	1285.4	1420.1	1563.9	1553.1	1478.6	1189.3
32.5°	1334.8	1339.0	1332.3	1315.6	1305.5	1334.8	1456.1	1650.1	1653.4	1565.6	1231.9
35°	1458.6	1465.3	1440.2	1415.9	1390.8	1404.2	1497.9	1731.2	1764.7	1664.3	1283.8
37.5°	1582.3	1593.2	1589.0	1523.8	1488.7	1487.8	1559.8	1832.4	1888.4	1793.1	1357.4
40°	1686.9	1696.1	1701.1	1641.7	1593.2	1591.5	1650.9	1937.8	2040.7	1941.1	1444.3
42.5°	1756.3	1764.7	1779.7	1744.6	1699.4	1720.3	1751.3	2042.3	2204.6	2121.8	1551.4
45°	1831.6	1838.3	1847.5	1827.4	1804.0	1864.2	1878.4	2158.6	2368.5	2315.8	1676.8
47.5°	1911.9	1918.5	1923.6	1908.5	1900.1	1984.6	2003.0	2277.3	2534.1	2516.5	1799.0
50°	2000.5	2003.0	2008.0	2000.5	2003.0	2094.2	2105.9	2381.9	2665.4	2725.6	1926.1
52.5°	2152.7	2156.1	2157.7	2121.8	2109.2	2163.6	2188.7	2493.1	2780.8	2899.6	2038.1
55°	2273.2	2284.9	2337.5	2314.1	2284.0	2212.9	2257.3	2582.6	2862.8	3061.8	2155.2
57.5°	2174.5	2201.2	2332.5	2442.9	2527.4	2357.6	2338.4	2674.6	2957.3	3201.5	2291.5
60°	1887.6	1926.9	2117.6	2347.6	2621.1	2689.6	2504.8	2789.2	3060.1	3347.0	2437.9
62.5°	1308.9	1349.0	1612.4	1979.6	2463.0	2879.5	2960.6	2992.4	3203.2	3495.9	2628.6
65°	627.2	668.2	885.7	1272.9	1945.3	2757.4	3491.7	3413.9	3444.0	3684.9	2909.6
67.5°	398.9	420.7	506.0	693.3	1131.6	2147.7	3682.4	4253.6	4014.4	4120.6	3469.1
70°	291.9	296.9	370.5	480.1	671.6	1254.5	3251.7	5057.3	4870.0	4858.3	4144.0
72°	215.8	224.1	281.0	383.0	496.8	733.5	2419.5	4959.4	5236.3	5125.0	4103.9
72.5°	203.2	209.9	259.3	362.1	469.2	644.0	2167.8	4845.7	5191.1	5132.6	4026.9
75°	148.0	153.0	177.3	257.6	363.0	373.0	1157.5	3719.2	4408.3	4900.1	3650.6
77.5°	102.0	105.4	117.9	158.1	248.4	252.6	490.9	2539.1	3181.4	3918.2	2807.6
80°	61.9	63.6	71.1	86.1	158.1	149.7	202.4	1327.3	1660.1	2130.1	1302.2
82.5°	25.9	26.8	30.9	34.3	66.9	71.1	82.0	433.2	549.5	665.7	375.5
85°	0.0	0.0	0.8	0.8	1.7	7.5	11.7	53.5	81.1	97.0	67.7
87.5°	0.0	0.0	0.8	0.8	0.8	1.7	1.7	2.5	3.3	3.3	5.0
90°	0.0	0.0	0.0	0.0	0.0	0.0	0.0	0.0	0.0	0.0	0.0



REPORT NUMBER: P401622

CATALOG NUMBER: ENV-SA1E-727-U-T2

CANDELA DISTRIBUTION (continued):

	90°	95°	105°	115°	125°	135°	145°	155°	165°	175°	180°
0°	725.1	725.1	725.1	725.1	725.1	725.1	725.1	725.1	725.1	725.1	725.1
2.5°	727.6	724.3	714.2	705.9	699.2	688.3	687.5	679.1	679.1	676.6	674.9
5°	739.3	728.4	708.4	690.0	676.6	660.7	653.2	644.0	638.1	634.8	635.6
7.5°	754.4	736.0	701.7	670.7	645.6	625.6	613.9	606.3	602.2	600.5	600.5
10°	775.3	746.8	690.8	644.0	612.2	597.1	591.3	590.5	591.3	592.1	593.0
12.5°	798.7	754.4	670.7	612.2	587.1	581.3	584.6	592.1	598.8	601.3	601.3
15°	823.0	759.4	643.1	582.9	567.9	573.7	585.4	599.7	610.5	617.2	618.9
17.5°	848.0	760.2	613.9	556.2	551.1	566.2	587.1	609.7	627.2	638.1	639.8
20°	874.8	758.6	579.6	531.9	534.4	559.5	588.8	619.7	643.1	657.4	659.0
22.5°	904.1	751.9	546.1	508.5	520.2	552.8	587.1	623.1	648.2	664.9	668.2
25°	932.5	738.5	512.7	487.6	510.2	546.1	578.7	609.7	633.9	649.8	654.0
27.5°	947.6	710.0	480.9	471.7	502.6	536.1	559.5	580.4	593.8	603.8	608.0
30°	950.1	669.9	455.0	460.8	494.3	521.9	535.3	538.6	536.1	539.4	535.3
32.5°	945.1	626.4	434.1	452.5	480.9	501.8	505.1	495.1	480.1	459.1	460.0
35°	941.7	578.7	417.3	440.7	463.3	476.7	470.9	455.0	426.5	401.4	399.8
37.5°	947.6	535.3	403.1	425.7	440.7	446.6	438.2	417.3	392.2	370.5	368.0
40°	964.3	503.5	389.7	409.0	416.5	420.7	410.6	392.2	382.2	366.3	363.8
42.5°	996.9	481.7	377.2	390.6	393.9	398.1	388.1	375.5	384.7	381.4	381.4
45°	1042.1	471.7	366.3	373.0	376.3	383.0	377.2	366.3	376.3	357.1	353.8
47.5°	1100.6	475.0	358.8	355.4	365.5	377.2	370.5	357.1	353.8	319.5	313.6
50°	1162.5	492.6	351.3	341.2	353.8	369.7	361.3	340.4	320.3	302.8	299.4
52.5°	1235.3	521.9	344.6	325.3	340.4	361.3	355.4	332.9	312.0	299.4	296.9
55°	1315.6	550.3	336.2	306.9	322.8	358.8	357.1	327.8	300.2	294.4	292.7
57.5°	1405.9	573.7	326.2	286.0	305.3	351.3	349.6	316.1	296.9	291.9	291.0
60°	1518.8	601.3	308.6	261.8	287.7	337.0	335.4	310.3	289.4	285.2	283.5
62.5°	1672.7	652.3	278.5	239.2	269.3	312.0	322.0	298.6	278.5	277.7	277.7
65°	1926.1	751.0	247.6	220.0	248.4	287.7	304.4	285.2	268.5	272.6	272.6
67.5°	2405.3	884.0	215.8	201.6	228.3	264.3	289.4	271.8	257.6	266.0	266.0
70°	2774.9	834.7	190.7	184.0	208.2	243.4	270.1	257.6	244.2	258.4	256.8
72°	2531.6	611.4	174.0	169.8	191.5	225.8	253.4	244.2	230.0	241.7	238.4
72.5°	2430.4	555.3	168.9	165.6	186.5	222.5	250.1	240.9	225.8	237.5	232.5
75°	2120.1	468.3	147.2	145.5	165.6	199.9	228.3	223.3	208.2	214.9	209.9
77.5°	1754.6	394.7	123.8	127.1	141.3	178.1	205.7	200.7	186.5	185.7	184.8
80°	823.0	220.0	102.0	104.5	118.8	152.2	177.3	174.0	160.6	158.9	156.4
82.5°	238.4	105.4	78.6	80.3	95.3	124.6	152.2	150.5	140.5	138.0	132.1
85°	44.3	34.3	42.7	50.2	69.4	103.7	138.8	135.5	120.4	109.6	101.2
87.5°	2.5	6.7	14.2	24.3	44.3	77.8	112.1	109.6	96.2	82.8	83.6
90°	0.0	0.0	0.0	0.0	0.0	0.0	0.0	0.0	0.0	0.0	0.0

(END OF REPORT)