

Scaled data based on original data using
LM-79-08 Approved Method: Electrical and Photometric Measurements of Solid-
State Lighting Products

Test Report Prepared for
Cooper Lighting Solutions
(formerly Eaton)

Brand: STREETWORKS

Report Number: P129315

Luminaire Tested: **VERD-A01-E-U-T5-AP**

Issue Date: 3/3/2020

Test Information

Test Method: LM-79-08
Report Number: P129315
TEST IS SCALED FROM IESNA LM-79-08 TEST DATA (P24745)
Test Lab: INNOVATION CENTER-P2
Issue Date: 3/3/2020
Manufacturer: COOPER LIGHTING SOLUTIONS (FORMERLY EATON)
Product Line: STREETWORKS
Catalog Number: VERD-A01-E-U-T5-AP
Description: VERDEON ROADWAY AND AREA LUMINAIRE
(1) 70 CRI, 4000K LED AND TYPE V OPTICS, GREY PAINTED FINISH
Light Source: -
Ballast/Driver: ELECTRONIC DRIVER

Summary

Lumens per Lamp: N/A
Luminaire Lumens: 5852 lumens
Efficiency: N/A
Efficacy: 91.4 lumens/watt
Luminous Opening: Rectangular (W 0.79' x L: 1.25' x H: 0')
IES Classification: Type V - Short - Non-Cutoff
BUG Rating: B3 - U0 - G2

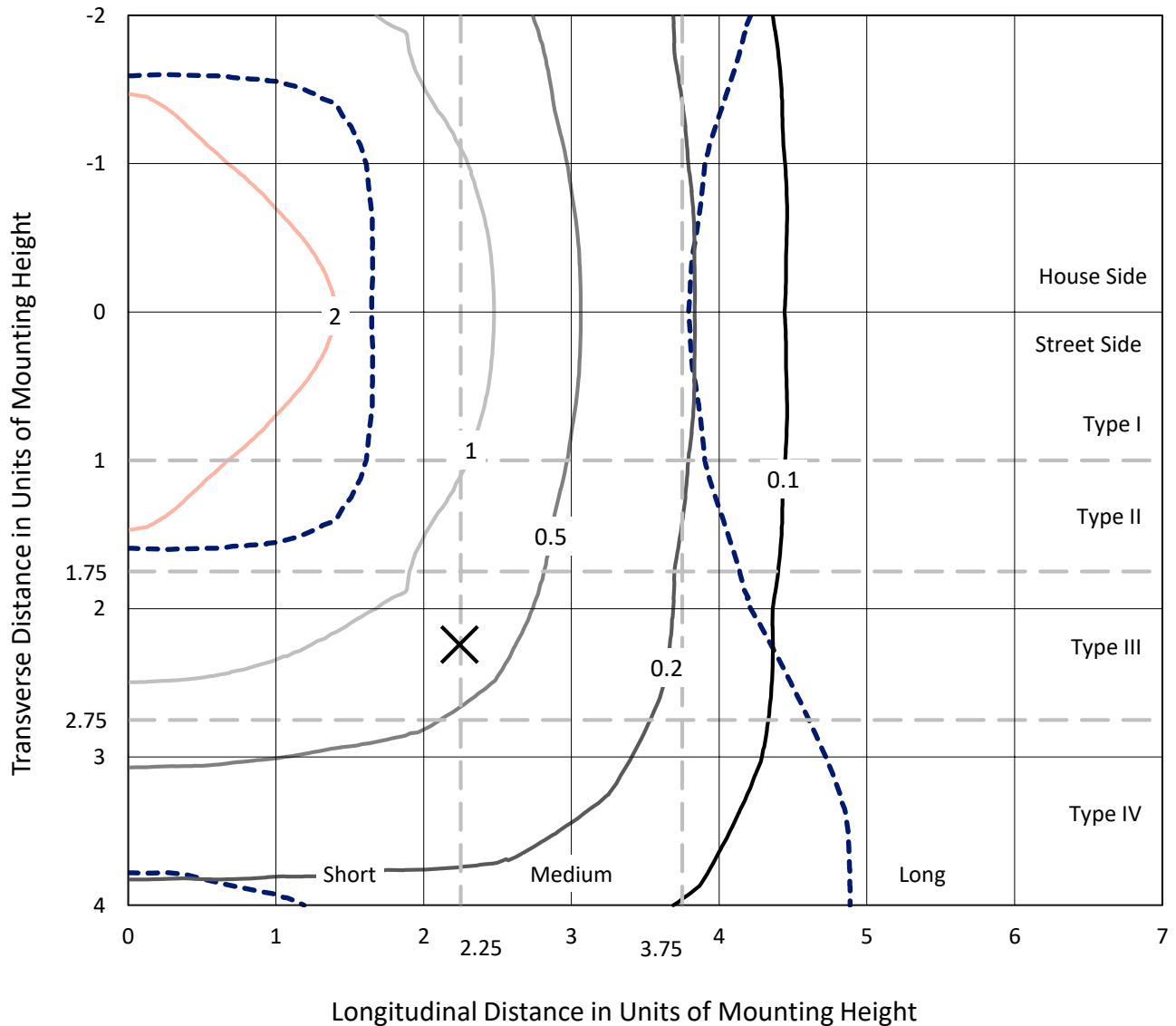
Input Watts (W): 64
Input Voltage (V): NR
Input Current (Ain): NR
Voltage Rise (V): NR
Power Factor: NR
Total Harmonic Distortion (THDi): NR
Frequency (hertz): 60
Stabilization Time: NR
Operation Time: NR
Ambient Temperature (°C): NR
Test Distance: 28.75 FT



REPORT NUMBER: P129315
 CATALOG NUMBER: VERD-A01-E-U-T5-AP

Iso-Footcandle Lines of Horizontal Illumination

× Max cd
 - - - 1/2 Max cd

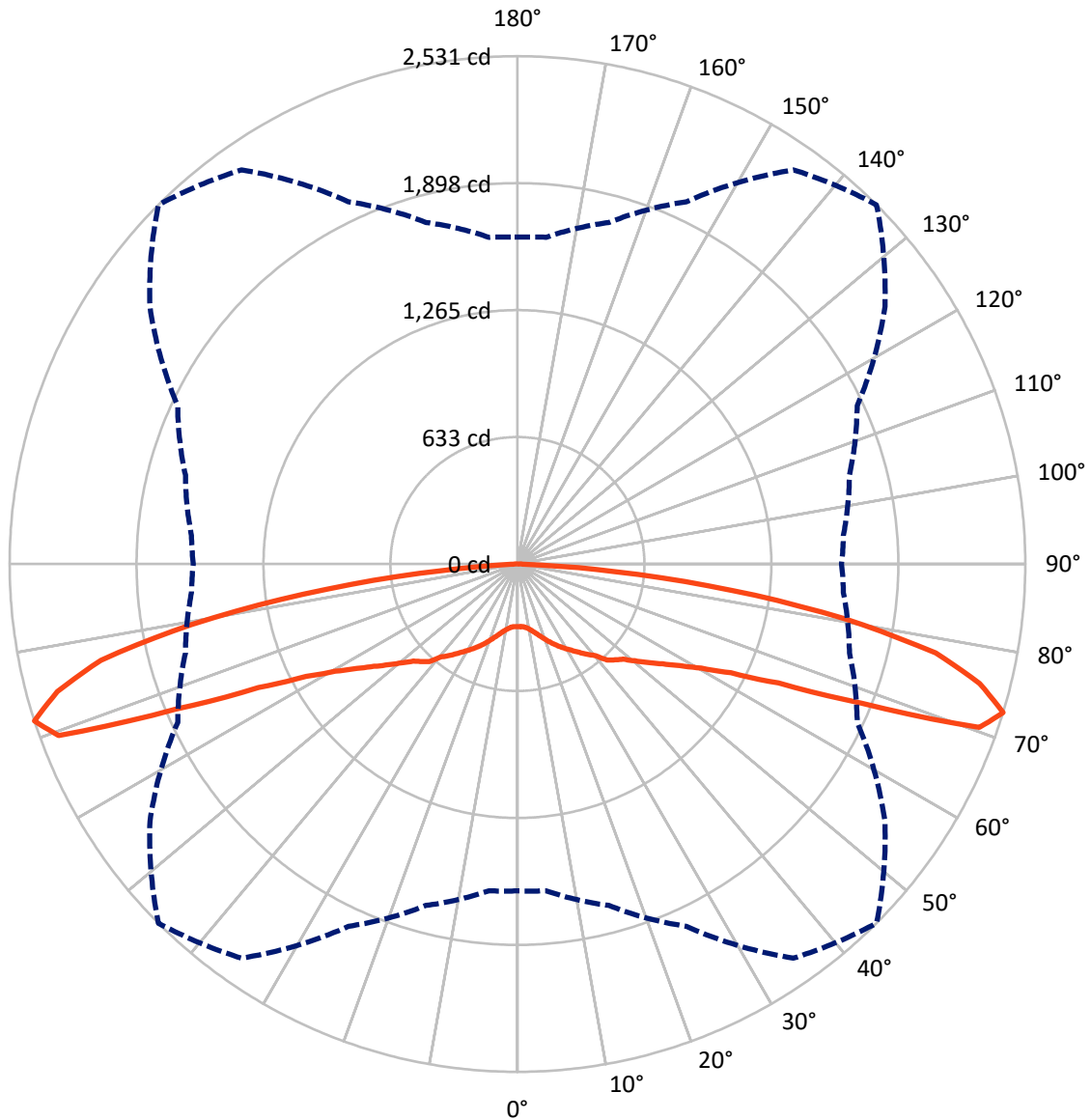


Based on 10 foot mounting height. Maximum calculated value = 3.3 fc
 Type V - Short - Non-Cutoff

REPORT NUMBER: P129315

CATALOG NUMBER: VERD-A01-E-U-T5-AP

Luminous Intensity Polar Plot



— Vertical Plane Through 45-Deg Lateral - - - Horizontal Cone Through 72.5-Deg Vertical

REPORT NUMBER: P129315

CATALOG NUMBER: VERD-A01-E-U-T5-AP

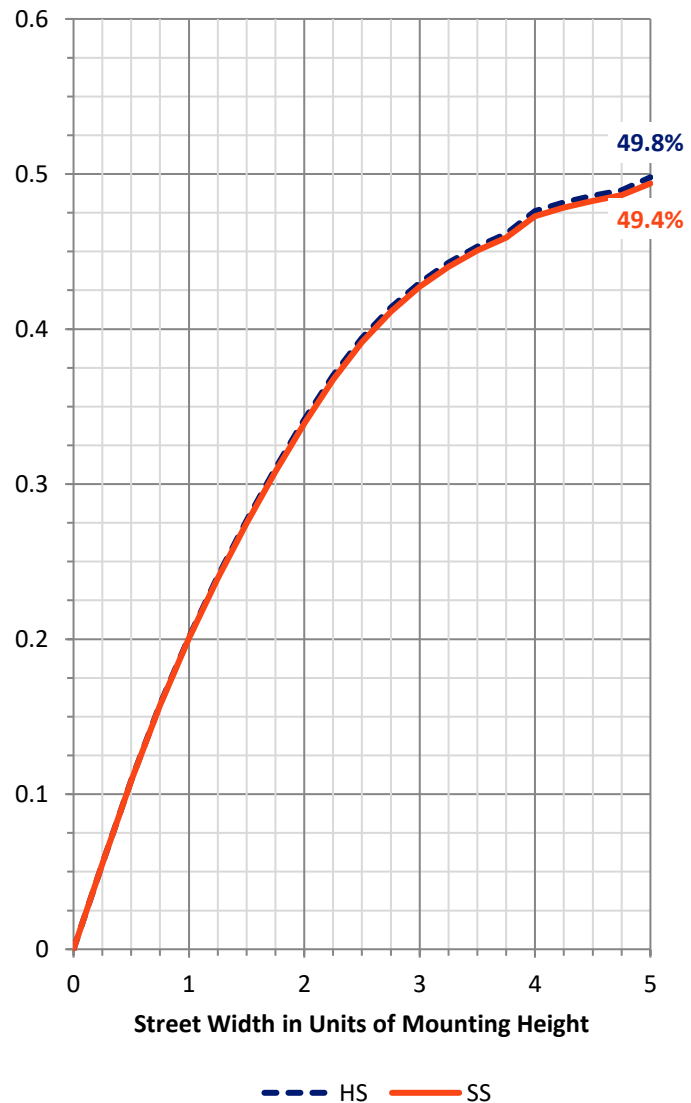
FLUX DISTRIBUTION:

		Downward	Upward	Total
House Side	Lumens	2926.0	0.0	2926.0
	% Fixture	50.0	0.0	50.0
Street Side	Lumens	2926.0	0.0	2926.0
	% Fixture	50.0	0.0	50.0
Total	Lumens	5852.0	0.0	5852.0
	% Fixture	100.0	0.0	100.0

Coefficient of Utilization

ZONAL LUMENS:

Zone	Lumens	% Fixture
0°-10°	30.7	0.5
10°-20°	103.8	1.8
20°-30°	207.1	3.5
30°-40°	343.8	5.9
40°-50°	540.8	9.2
50°-60°	885.2	15.1
60°-70°	1661.8	28.4
70°-80°	1742.6	29.8
80°-90°	336.2	5.7
90°-100°	0.0	0.0
100°-110°	0.0	0.0
110°-120°	0.0	0.0
120°-130°	0.0	0.0
130°-140°	0.0	0.0
140°-150°	0.0	0.0
150°-160°	0.0	0.0
160°-170°	0.0	0.0
170°-180°	0.0	0.0
0°-90°	5852.0	100.0
0°-180°	5852.0	100.0



REPORT NUMBER: P129315

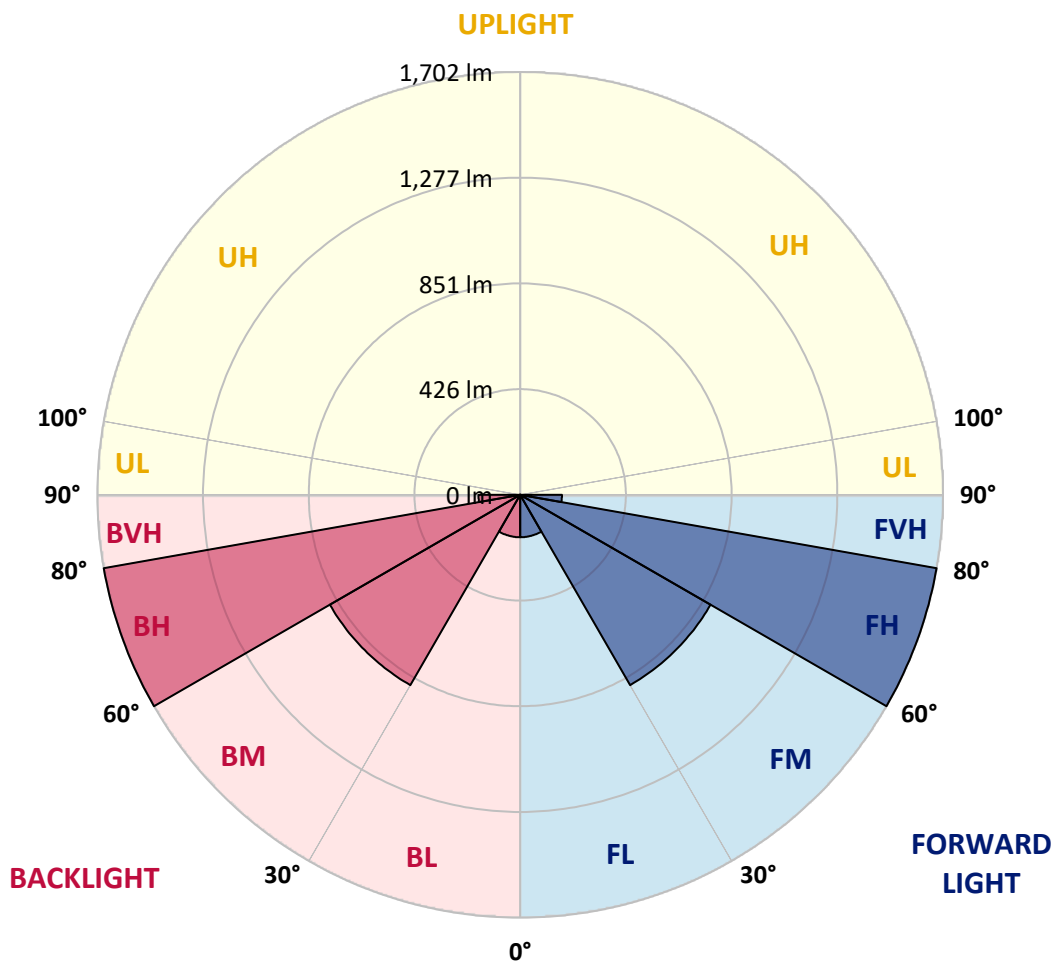
CATALOG NUMBER: VERD-A01-E-U-T5-AP

LUMINAIRE CLASSIFICATION SYSTEM LUMEN TABLE AND BUG RATING:

Zone	Lumens	% Fixture	Zone Rating/Lumen Limit		
			B	U	G
FL (0°-30°)	170.8	2.9			
FM (30°-60°)	884.9	15.1			
FH (60°-80°)	1702.2	29.1			G1/1800
FVH (80°-90°)	168.1	2.9			G2/225
BL (0°-30°)	170.8	2.9	B1/500		
BM (30°-60°)	884.9	15.1	B1/1000		
BH (60°-80°)	1702.2	29.1	B3/2500		G1/1800
BVH (80°-90°)	168.1	2.9			G2/225
UL (90°-100°)	0.0	0.0		U0/0	
UH (100°-180°)	0.0	0.0		U0/0	

BUG Rating: B3-U0-G2

Type V Short





REPORT NUMBER: P129315

CATALOG NUMBER: VERD-A01-E-U-T5-AP

CANDELA DISTRIBUTION (FULL):

	0°	5°	15°	25°	35°	45°	55°	65°	75°	85°	90°
0°	312.9	312.9	312.9	312.9	312.9	312.9	312.9	312.9	312.9	312.9	312.9
2.5°	316.0	316.0	314.8	314.8	312.2	311.6	311.0	310.4	310.4	311.6	312.2
5°	317.9	318.5	317.9	317.3	316.0	314.1	314.1	314.1	314.1	314.8	315.4
7.5°	325.4	326.7	326.1	324.2	322.3	320.4	319.8	320.4	320.4	321.0	320.4
10°	336.1	336.7	334.9	333.6	333.0	330.5	329.8	330.5	329.8	329.2	328.6
12.5°	348.1	348.7	347.4	346.8	346.2	343.7	343.0	344.3	343.0	342.4	341.8
15°	361.3	361.9	362.5	361.9	362.5	361.3	360.6	360.0	358.1	357.5	358.7
17.5°	377.6	378.8	380.1	380.7	381.4	380.1	378.8	378.8	376.3	376.3	377.0
20°	398.9	400.2	399.6	401.5	404.0	402.1	398.9	398.3	396.4	395.8	396.4
22.5°	422.2	422.8	420.9	422.2	425.3	424.7	420.3	418.4	418.4	417.8	417.2
25°	446.1	447.3	445.4	443.6	446.7	447.3	443.6	441.7	443.6	442.9	441.7
27.5°	469.9	470.6	468.7	466.8	468.1	469.9	467.4	465.5	469.9	468.7	466.8
30°	490.7	491.9	490.0	487.5	489.4	492.6	490.0	488.8	493.2	492.6	491.9
32.5°	512.7	513.3	512.0	510.8	513.3	516.4	513.9	515.2	519.6	519.6	520.2
35°	538.4	539.7	537.8	536.5	539.7	543.4	540.3	544.7	550.4	551.0	552.2
37.5°	566.1	567.9	565.4	564.8	565.4	572.3	569.2	578.0	584.3	586.8	588.7
40°	603.8	603.1	600.0	598.1	596.8	600.0	605.6	617.6	625.1	630.1	631.4
42.5°	642.1	642.7	644.6	645.2	647.7	654.6	662.2	668.5	671.0	671.6	671.0
45°	687.3	686.7	684.2	679.8	676.6	681.0	687.9	698.6	708.7	717.5	717.5
47.5°	748.3	746.4	733.2	716.8	706.8	708.7	718.1	737.6	759.6	776.5	779.0
50°	831.2	828.0	806.7	776.5	757.7	757.7	766.5	794.8	826.8	848.2	851.9
52.5°	943.6	938.6	903.4	856.3	817.4	814.9	822.4	860.7	904.7	931.1	935.5
55°	1072.4	1069.9	1025.3	955.0	889.6	877.7	889.0	938.6	997.1	1035.4	1042.3
57.5°	1235.8	1224.5	1172.3	1084.4	982.6	953.7	970.0	1041.7	1120.8	1170.5	1178.0
60°	1414.8	1403.5	1353.3	1249.0	1112.0	1053.0	1081.2	1182.4	1283.5	1342.0	1352.0
62.5°	1593.3	1594.5	1553.1	1456.9	1299.2	1193.7	1241.4	1380.9	1485.2	1538.6	1552.4
65°	1846.5	1838.3	1793.7	1705.1	1564.4	1429.3	1494.6	1632.2	1738.4	1799.3	1820.7
67.5°	1974.6	1977.8	2019.2	2038.7	1935.7	1850.9	1870.3	1963.3	1950.8	1930.0	1923.7
70°	1862.2	1866.6	1958.9	2097.1	2286.2	2440.8	2144.9	1972.7	1881.0	1841.4	1832.6
72.5°	1628.5	1634.1	1761.6	1991.6	2397.4	2530.6	2235.4	1867.8	1712.6	1630.3	1615.3
75°	1296.1	1301.1	1461.3	1765.4	2252.3	2379.2	2084.6	1639.1	1423.6	1315.0	1299.2
77.5°	860.7	873.9	1051.1	1404.8	1975.3	2130.4	1838.9	1309.9	1063.0	941.8	914.1
80°	396.4	410.3	588.7	944.9	1488.4	1651.1	1359.6	885.2	657.2	529.0	505.8
82.5°	127.5	137.6	263.2	524.0	926.1	1077.5	821.8	497.6	337.4	243.1	215.5
85°	22.0	23.9	72.9	224.3	461.8	485.6	312.2	155.2	77.3	30.8	20.7
87.5°	8.2	7.5	9.4	54.7	93.0	32.7	8.8	5.7	6.3	6.9	6.9
90°	0.0	0.0	0.0	0.0	0.0	0.0	0.0	0.0	0.0	0.0	0.0

(END OF REPORT)