

Scaled data based on original data using
LM-79-08 Approved Method: Electrical and Photometric Measurements of Solid-
State Lighting Products

Test Report Prepared for
Cooper Lighting Solutions
(formerly Eaton)

Brand: STREETWORKS

Report Number: P182348

Luminaire Tested: **LXF-F01-LED-E-U-SYM-BK-7060**

Issue Date: 3/3/2020

Test Information

Test Method: LM-79-08
Report Number: P182348
REPORT IS SCALED FROM IESNA LM-79-08 TEST DATA (P34329)
Test Lab: INNOVATION CENTER-P3
Issue Date: 3/3/2020
Manufacturer: COOPER LIGHTING SOLUTIONS (FORMERLY EATON)
Product Line: STREETWORKS
Catalog Number: LXF-F01-LED-E-U-SYM-BK-7060
Description: LEXINGTON LED OUTDOOR LUMINAIRE
(1) LIGHTBARS WITH AccuLED OPTICS - SYMMETRIC
Light Source: (7) 5700K CCT, 70 CRI LEDs
Ballast/Driver: -

Summary

Lumens per Lamp: N/A
Luminaire Lumens: 2091.6 lumens
Efficiency: N/A
Efficacy: 80.8 lumens/watt
Luminous Opening: Rectangular w/ Sides (W: 0.17' x L: 1' x H: 0.83')
IES Classification: Type V - Short - Non-Cutoff
BUG Rating: B1 - U3 - G2

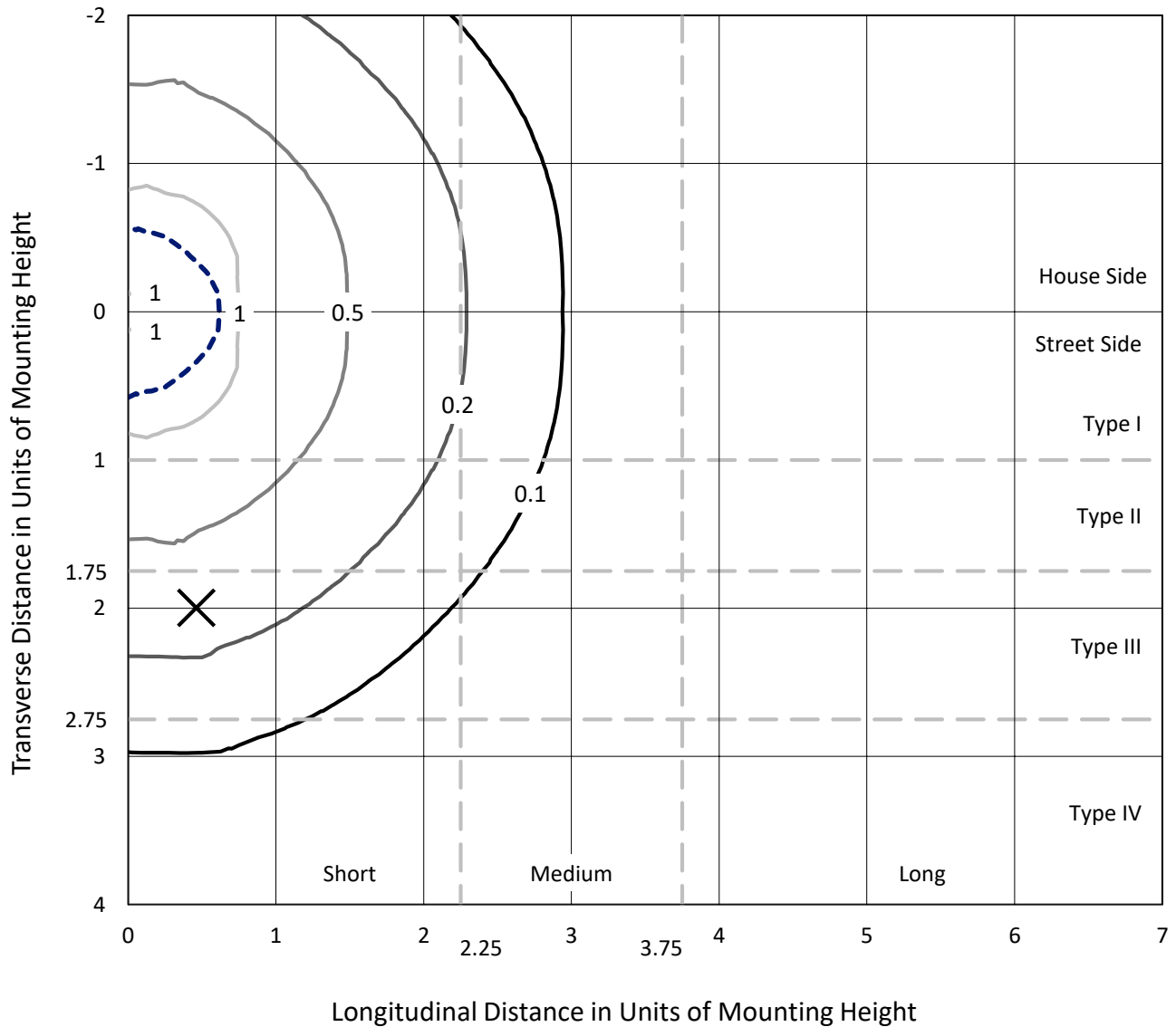
Input Watts (W): 25.9
Input Voltage (V): NR
Input Current (Ain): NR
Voltage Rise (V): NR
Power Factor: NR
Total Harmonic Distortion (THDi): NR
Frequency (hertz): 60
Stabilization Time: NR
Operation Time: NR
Ambient Temperature (°C): NR
Test Distance: 28.75 FT



REPORT NUMBER: P182348
 CATALOG NUMBER: LXF-F01-LED-E-U-SYM-BK-7060

Iso-Footcandle Lines of Horizontal Illumination

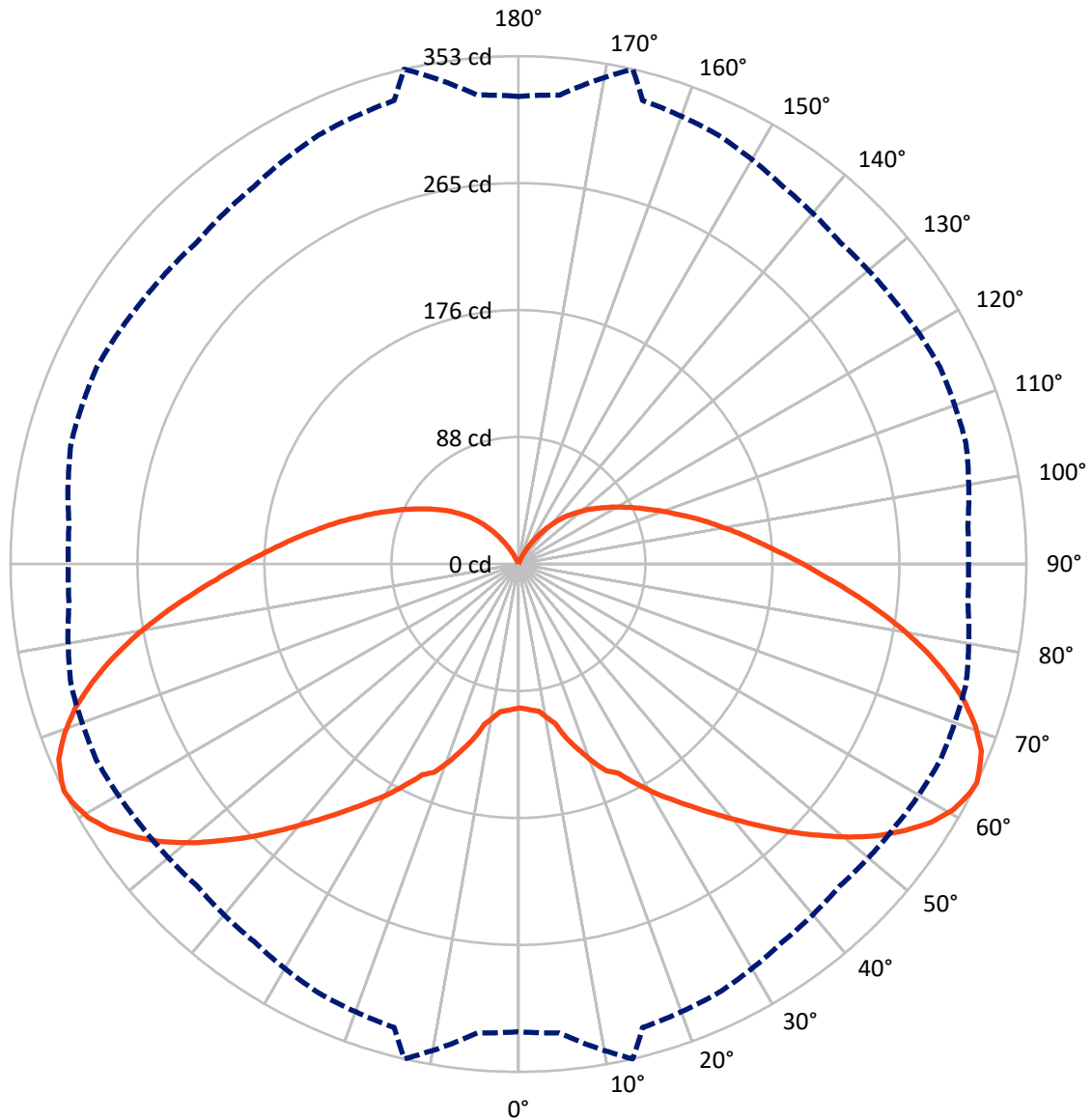
✕ Max cd
 - - - 1/2 Max cd



Based on 10 foot mounting height. Maximum calculated value = 1.2 fc
 Type V - Short - Non-Cutoff

REPORT NUMBER: P182348
CATALOG NUMBER: LXF-F01-LED-E-U-SYM-BK-7060

Luminous Intensity Polar Plot



— Vertical Plane Through 13-Deg Lateral - - - Horizontal Cone Through 64-Deg Vertical

REPORT NUMBER: P182348

CATALOG NUMBER: LXF-F01-LED-E-U-SYM-BK-7060

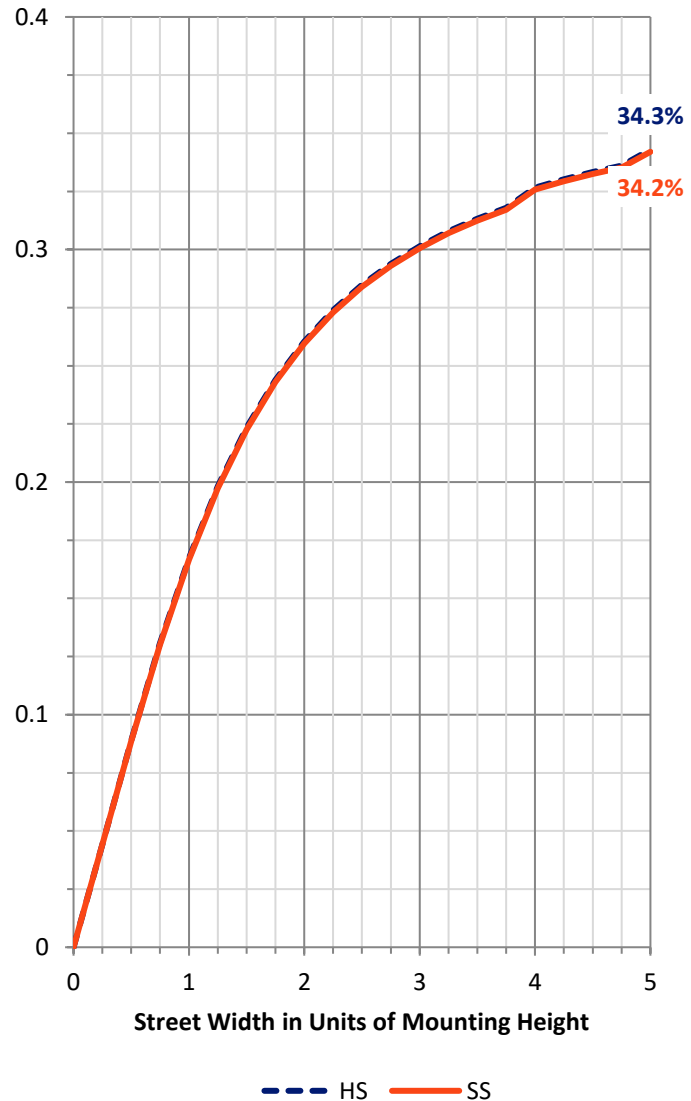
FLUX DISTRIBUTION:

		Downward	Upward	Total
House Side	Lumens	787.3	258.5	1045.8
	% Fixture	37.6	12.4	50.0
Street Side	Lumens	787.3	258.5	1045.8
	% Fixture	37.6	12.4	50.0
Total	Lumens	1574.6	517.1	2091.6
	% Fixture	75.3	24.7	100.0

Coefficient of Utilization

ZONAL LUMENS:

Zone	Lumens	% Fixture
0°-10°	10.1	0.5
10°-20°	34.7	1.7
20°-30°	71.7	3.4
30°-40°	124.5	6.0
40°-50°	192.5	9.2
50°-60°	266.6	12.7
60°-70°	318.6	15.2
70°-80°	308.4	14.7
80°-90°	247.5	11.8
90°-100°	184.3	8.8
100°-110°	134.5	6.4
110°-120°	93.9	4.5
120°-130°	59.9	2.9
130°-140°	31.7	1.5
140°-150°	11.3	0.5
150°-160°	1.4	0.1
160°-170°	0.0	0.0
170°-180°	0.0	0.0
0°-90°	1574.6	75.3
0°-180°	2091.6	100.0



REPORT NUMBER: P182348

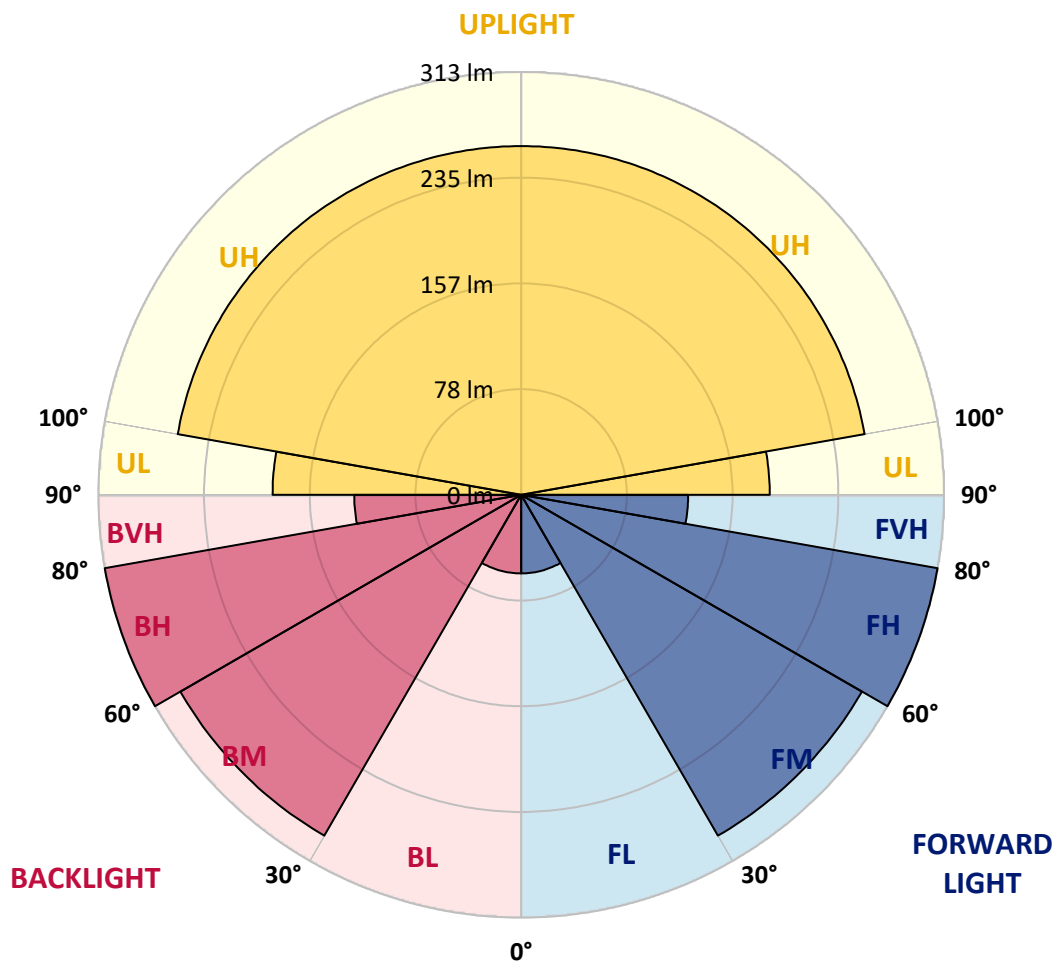
CATALOG NUMBER: LXF-F01-LED-E-U-SYM-BK-7060

LUMINAIRE CLASSIFICATION SYSTEM LUMEN TABLE AND BUG RATING:

Zone		Lumens	% Fixture	Zone Rating/Lumen Limit		
				B	U	G
FL	(0°-30°)	58.3	2.8			
FM	(30°-60°)	291.8	13.9			
FH	(60°-80°)	313.5	15.0			G0/660
FVH	(80°-90°)	123.8	5.9			G2/225
BL	(0°-30°)	58.3	2.8	B0/110		
BM	(30°-60°)	291.8	13.9	B1/1000		
BH	(60°-80°)	313.5	15.0	B1/500		G0/660
BVH	(80°-90°)	123.8	5.9			G2/225
UL	(90°-100°)	184.3	8.8		U3/500	
UH	(100°-180°)	258.5	12.4		U3/500	

BUG Rating: B1-U3-G2

Type V Short





REPORT NUMBER: P182348

CATALOG NUMBER: LXF-F01-LED-E-U-SYM-BK-7060

CANDELA DISTRIBUTION (FULL):

	0°	5°	13°	15°	25°	35°	45°	55°	65°	75°	85°
0°	100.0	100.0	100.0	100.0	100.0	100.0	100.0	100.0	100.0	100.0	100.0
2.5°	100.0	100.0	100.8	100.0	100.4	100.8	100.4	100.4	100.8	100.8	100.8
5°	101.2	100.8	102.1	100.8	101.6	103.3	103.8	105.9	106.3	106.7	105.5
7.5°	102.1	102.1	103.3	101.6	104.2	107.2	108.0	107.2	109.3	111.0	108.4
10°	105.5	105.0	108.4	106.3	107.2	109.3	111.4	113.5	112.7	115.2	112.2
12.5°	109.7	110.1	113.9	111.0	114.4	115.2	114.8	115.6	114.8	116.5	116.0
15°	118.6	118.2	125.8	121.6	121.1	120.7	119.4	118.2	119.0	119.9	119.0
17.5°	126.6	127.1	135.5	130.0	132.6	130.0	124.5	122.8	123.7	124.9	126.2
20°	136.0	135.5	146.1	139.8	142.7	138.1	133.4	130.4	131.7	133.0	133.8
22.5°	144.4	144.8	155.9	147.8	148.7	147.0	143.2	141.5	139.8	140.6	141.0
25°	154.2	154.2	160.9	153.3	155.0	155.0	155.0	152.5	148.2	148.7	149.5
27.5°	164.8	164.8	172.0	163.9	164.3	166.5	166.0	163.9	158.8	158.0	159.3
30°	174.5	174.5	183.8	174.5	176.6	178.3	177.5	174.9	170.7	167.7	168.1
32.5°	184.7	184.7	194.8	185.1	188.1	190.2	189.7	187.6	182.1	177.0	177.0
35°	195.7	195.7	206.7	196.1	200.8	202.9	202.5	199.9	194.4	187.2	187.6
37.5°	208.0	207.5	219.8	208.4	213.0	214.7	214.3	211.8	207.1	198.6	198.6
40°	219.8	219.8	233.8	221.5	226.2	227.9	227.0	224.5	219.8	211.8	209.7
42.5°	232.9	232.5	249.5	235.5	239.3	240.6	238.9	236.8	232.9	225.3	221.9
45°	246.1	246.1	265.6	249.9	253.3	252.9	252.4	249.9	246.1	238.5	233.8
47.5°	260.5	260.1	281.7	264.3	267.3	265.6	264.3	262.2	258.8	251.6	245.7
50°	273.2	273.2	298.2	278.3	280.0	278.3	275.7	274.0	271.5	265.6	258.4
52.5°	287.2	286.7	313.4	291.8	292.7	289.3	285.9	285.5	283.8	278.3	270.6
55°	299.0	299.0	326.5	304.5	304.1	299.0	296.1	295.6	295.6	291.0	282.9
57.5°	309.6	310.0	338.4	316.0	313.8	307.9	304.1	304.5	306.2	302.8	293.9
60°	318.1	318.9	346.9	324.9	321.9	314.7	310.5	312.1	315.1	312.6	303.7
62.5°	323.6	325.3	351.5	331.2	327.0	318.9	314.7	317.2	320.6	319.3	310.9
64°	324.9	327.0	352.8	333.3	328.7	320.2	316.0	318.9	323.2	321.9	313.4
65°	324.9	327.4	351.5	333.7	329.5	320.2	316.0	319.3	324.0	322.7	313.8
67.5°	322.3	325.3	346.9	331.6	327.4	318.5	314.3	317.7	322.3	321.0	312.6
70°	314.7	318.5	336.7	325.3	321.5	313.0	309.2	312.1	316.8	316.0	307.1
72.5°	302.8	307.1	323.6	314.7	312.1	304.9	300.7	303.7	307.9	306.2	296.9
75°	287.2	292.2	307.1	301.1	300.3	293.9	290.5	293.1	295.6	291.8	281.7
77.5°	270.6	276.1	288.9	285.5	285.9	281.2	278.7	279.5	280.8	273.6	263.0
80°	253.3	257.1	269.4	267.3	269.8	266.8	264.3	264.3	262.6	255.4	242.7
82.5°	234.6	238.5	249.0	249.5	254.1	252.0	250.3	248.6	245.2	235.9	222.4
85°	215.2	218.5	229.1	230.4	235.9	236.3	235.1	232.9	227.9	217.3	202.5
87.5°	197.4	200.3	210.5	211.8	219.4	221.9	220.7	219.0	211.8	199.5	185.1
90°	181.7	183.8	194.4	195.3	203.7	208.0	207.5	203.7	196.5	183.4	169.0
92.5°	167.7	168.6	179.2	180.0	189.3	194.4	194.8	191.0	183.0	168.6	155.4
95°	154.6	155.9	166.0	166.0	176.6	182.5	183.0	179.2	169.8	156.3	143.6
97.5°	143.6	144.0	154.2	154.2	164.8	170.7	172.0	167.7	158.8	144.8	132.6
100°	133.0	133.0	142.7	142.7	153.3	160.1	161.4	156.7	147.4	133.4	122.4
102.5°	123.7	123.2	132.6	132.1	143.2	149.9	151.2	147.0	137.6	123.7	113.5
105°	115.2	114.8	122.8	122.4	133.4	140.6	142.3	137.6	127.5	113.9	105.9
107.5°	107.6	107.2	113.5	113.1	124.5	131.3	133.0	128.3	118.2	105.0	98.3



REPORT NUMBER: P182348

CATALOG NUMBER: LXF-F01-LED-E-U-SYM-BK-7060

CANDELA DISTRIBUTION (continued):

	0°	5°	13°	15°	25°	35°	45°	55°	65°	75°	85°
110°	100.4	99.5	105.5	104.6	115.6	122.4	124.1	119.4	109.7	97.0	92.3
112.5°	93.6	93.2	97.4	96.1	107.6	114.4	115.6	111.4	101.2	89.4	86.0
115°	87.7	87.2	90.6	88.9	98.7	105.5	107.6	102.9	92.8	82.6	80.5
117.5°	81.7	81.7	83.9	82.2	90.6	97.8	99.1	94.4	85.1	76.2	75.4
120°	76.2	75.8	77.9	75.4	82.6	89.4	90.6	86.0	77.5	70.7	70.7
122.5°	70.7	70.7	72.0	69.5	74.1	81.3	82.6	78.4	69.9	65.2	65.6
125°	65.6	65.2	66.5	63.1	66.1	72.4	74.1	70.3	63.1	60.1	61.0
127.5°	60.1	59.7	61.4	57.6	58.9	64.0	65.6	62.3	56.8	55.5	56.8
130°	54.6	54.2	55.9	52.1	51.2	55.1	57.2	54.2	50.4	50.8	52.5
132.5°	49.1	48.7	50.8	46.6	44.5	46.6	48.3	46.6	44.5	45.7	47.9
135°	43.6	43.6	45.7	41.1	38.1	38.5	39.4	39.0	38.5	41.5	43.2
137.5°	38.5	38.1	40.2	36.0	32.2	30.9	31.3	31.3	32.6	36.4	38.5
140°	32.6	32.6	34.3	30.5	26.3	23.7	23.7	24.1	27.1	31.3	33.5
142.5°	27.1	27.1	28.8	25.0	21.2	17.4	16.9	18.2	22.0	25.8	28.0
145°	22.0	21.6	22.9	19.9	16.1	11.9	10.6	12.7	16.9	20.8	22.9
147.5°	16.5	16.5	17.8	14.8	11.9	7.6	6.4	8.0	12.3	15.7	17.4
150°	11.9	11.4	12.7	10.2	7.6	4.7	2.5	4.7	8.0	10.6	12.3
152.5°	7.6	7.2	8.0	6.4	4.7	2.1	0.8	2.5	4.7	6.8	8.0
155°	3.8	3.8	4.2	3.4	2.1	0.8	0.4	0.8	2.1	3.4	4.2
157.5°	0.0	0.0	0.0	0.0	0.0	0.0	0.0	0.0	0.0	0.0	0.0
160°	0.0	0.0	0.0	0.0	0.0	0.0	0.0	0.0	0.0	0.0	0.0
162.5°	0.0	0.0	0.0	0.0	0.0	0.0	0.0	0.0	0.0	0.0	0.0
165°	0.0	0.0	0.0	0.0	0.0	0.0	0.0	0.0	0.0	0.0	0.0
167.5°	0.0	0.0	0.0	0.0	0.0	0.0	0.0	0.0	0.0	0.0	0.0
170°	0.0	0.0	0.0	0.0	0.0	0.0	0.0	0.0	0.0	0.0	0.0
172.5°	0.0	0.0	0.0	0.0	0.0	0.0	0.0	0.0	0.0	0.0	0.0
175°	0.0	0.0	0.0	0.0	0.0	0.0	0.0	0.0	0.0	0.0	0.0
177.5°	0.0	0.0	0.0	0.0	0.0	0.0	0.0	0.0	0.0	0.0	0.0
180°	0.0	0.0	0.0	0.0	0.0	0.0	0.0	0.0	0.0	0.0	0.0



REPORT NUMBER: P182348

CATALOG NUMBER: LXF-F01-LED-E-U-SYM-BK-7060

CANDELA DISTRIBUTION (continued):

	90°
0°	100.0
2.5°	100.8
5°	105.5
7.5°	108.4
10°	110.1
12.5°	115.6
15°	119.4
17.5°	125.8
20°	133.8
22.5°	141.5
25°	149.5
27.5°	159.3
30°	168.6
32.5°	177.5
35°	188.1
37.5°	198.6
40°	210.5
42.5°	221.1
45°	233.4
47.5°	246.1
50°	258.4
52.5°	271.1
55°	283.3
57.5°	294.4
60°	303.3
62.5°	310.0
64°	312.6
65°	312.6
67.5°	310.0
70°	304.1
72.5°	293.1
75°	277.0
77.5°	258.4
80°	237.6
82.5°	218.5
85°	198.6
87.5°	181.7
90°	166.5
92.5°	153.3
95°	142.3
97.5°	131.7
100°	122.0
102.5°	113.5
105°	106.3
107.5°	98.7



REPORT NUMBER: P182348

CATALOG NUMBER: LXF-F01-LED-E-U-SYM-BK-7060

CANDELA DISTRIBUTION (continued):

	90°
110°	92.3
112.5°	86.0
115°	80.9
117.5°	75.8
120°	70.7
122.5°	66.1
125°	61.4
127.5°	57.2
130°	52.9
132.5°	48.3
135°	43.6
137.5°	38.5
140°	33.5
142.5°	28.0
145°	22.9
147.5°	17.4
150°	12.3
152.5°	8.0
155°	4.2
157.5°	0.0
160°	0.0
162.5°	0.0
165°	0.0
167.5°	0.0
170°	0.0
172.5°	0.0
175°	0.0
177.5°	0.0
180°	0.0

(END OF REPORT)