

Scaled data based on original data using  
LM-79-08 Approved Method: Electrical and Photometric Measurements of Solid-  
State Lighting Products

Test Report Prepared for  
Cooper Lighting Solutions  
(formerly Eaton)

Brand: STREETWORKS

Report Number: P182343

Luminaire Tested: **LXF-E01-LED-E-U-SYM-BK-7060**

Issue Date: 3/3/2020

**Test Information**

Test Method: LM-79-08  
Report Number: P182343  
REPORT IS SCALED FROM IESNA LM-79-08 TEST DATA (P34329)  
Test Lab: INNOVATION CENTER-P3  
Issue Date: 3/3/2020  
Manufacturer: COOPER LIGHTING SOLUTIONS (FORMERLY EATON)  
Product Line: STREETWORKS  
Catalog Number: LXF-E01-LED-E-U-SYM-BK-7060  
Description: LEXINGTON LED OUTDOOR LUMINAIRE  
(1) LIGHTBARS WITH AccuLED OPTICS - SYMMETRIC  
Light Source: (21) 5700K CCT, 70 CRI LEDs  
Ballast/Driver: -

**Summary**

Lumens per Lamp: N/A  
Luminaire Lumens: 2533.7 lumens  
Efficiency: N/A  
Efficacy: 102.6 lumens/watt  
Luminous Opening: Rectangular w/ Sides (W: 0.17' x L: 1' x H: 0.83')  
IES Classification: Type V - Short - Non-Cutoff  
BUG Rating: B1 - U3 - G2

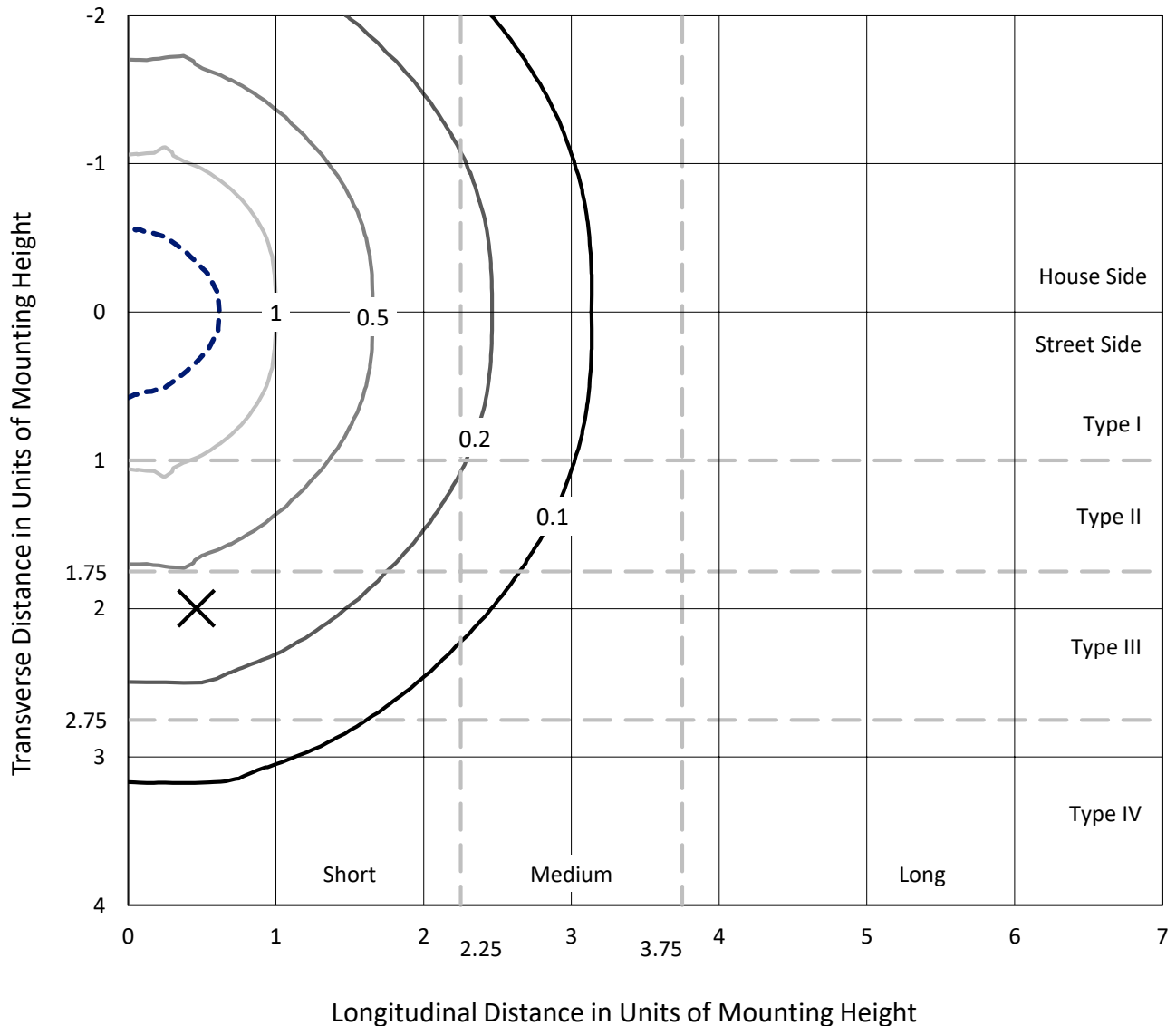
Input Watts (W): 24.7  
Input Voltage (V): NR  
Input Current (Ain): NR  
Voltage Rise (V): NR  
Power Factor: NR  
Total Harmonic Distortion (THDi): NR  
Frequency (hertz): 60  
Stabilization Time: NR  
Operation Time: NR  
Ambient Temperature (°C): NR  
Test Distance: 28.75 FT



REPORT NUMBER: P182343  
 CATALOG NUMBER: LXF-E01-LED-E-U-SYM-BK-7060

### Iso-Footcandle Lines of Horizontal Illumination

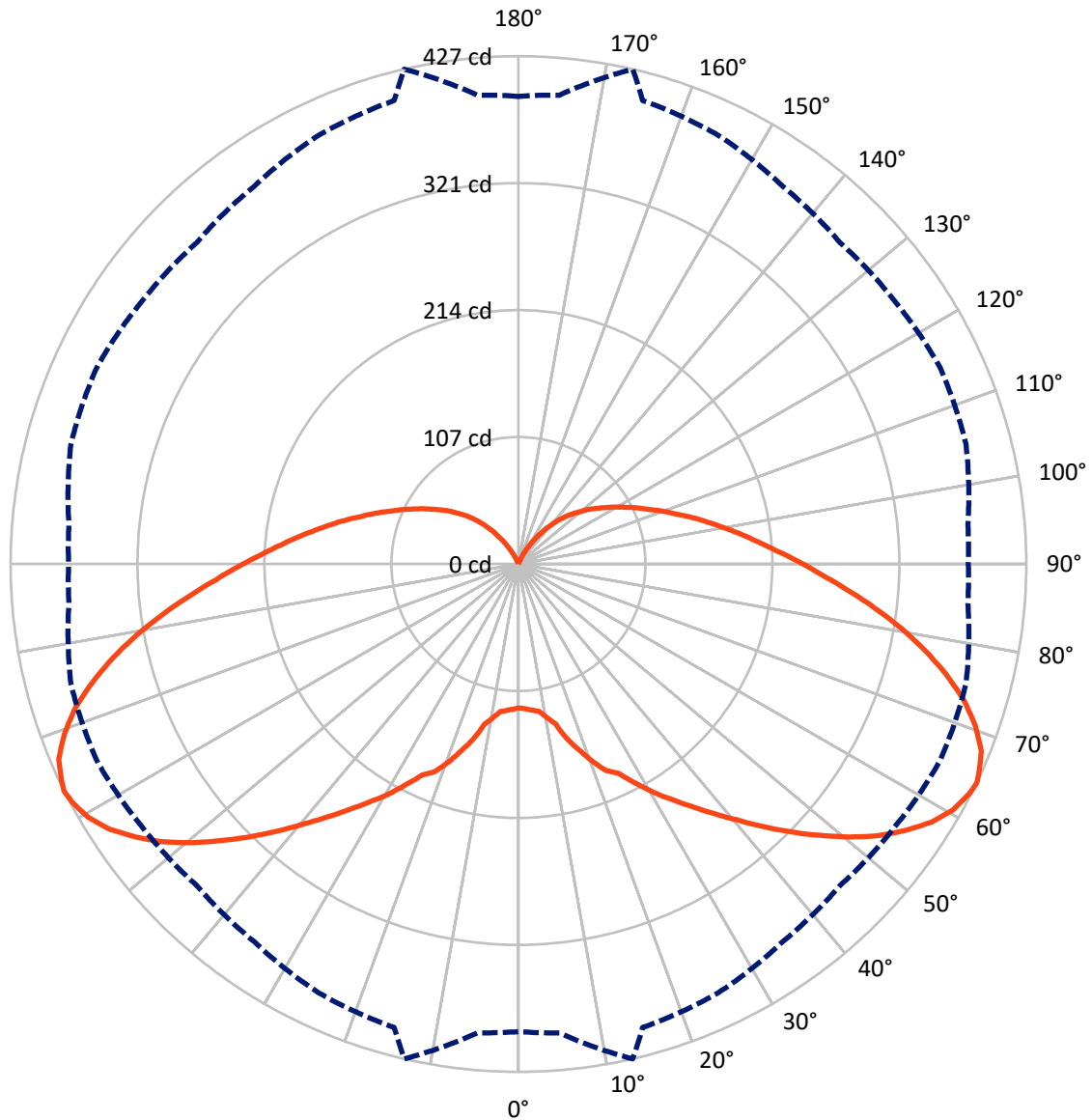
✕ Max cd  
 - - - 1/2 Max cd



Based on 10 foot mounting height. Maximum calculated value = 1.4 fc  
 Type V - Short - Non-Cutoff

REPORT NUMBER: P182343  
CATALOG NUMBER: LXF-E01-LED-E-U-SYM-BK-7060

### Luminous Intensity Polar Plot



— Vertical Plane Through 13-Deg Lateral      - - - Horizontal Cone Through 64-Deg Vertical

REPORT NUMBER: P182343

CATALOG NUMBER: LXF-E01-LED-E-U-SYM-BK-7060

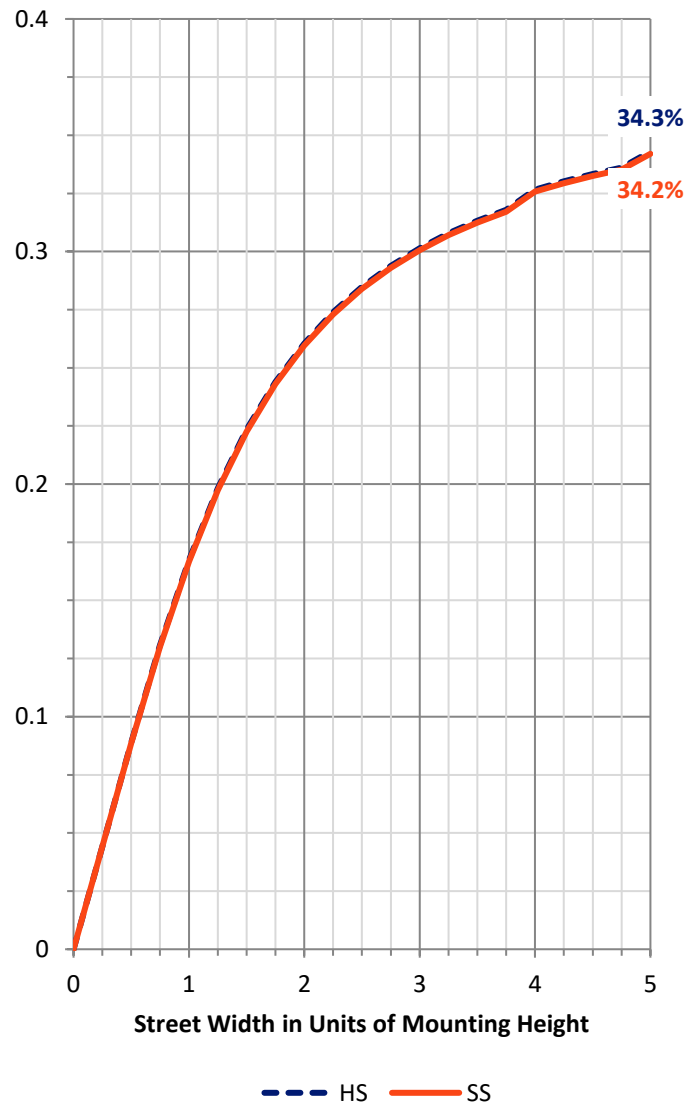
**FLUX DISTRIBUTION:**

		Downward	Upward	Total
<b>House Side</b>	Lumens	953.7	313.2	1266.9
	% Fixture	37.6	12.4	50.0
<b>Street Side</b>	Lumens	953.7	313.2	1266.9
	% Fixture	37.6	12.4	50.0
<b>Total</b>	Lumens	1907.3	626.4	2533.7
	% Fixture	75.3	24.7	100.0

**Coefficient of Utilization**

**ZONAL LUMENS:**

Zone	Lumens	% Fixture
0°-10°	12.2	0.5
10°-20°	42.1	1.7
20°-30°	86.9	3.4
30°-40°	150.8	6.0
40°-50°	233.1	9.2
50°-60°	322.9	12.7
60°-70°	386.0	15.2
70°-80°	373.5	14.7
80°-90°	299.8	11.8
90°-100°	223.3	8.8
100°-110°	162.9	6.4
110°-120°	113.8	4.5
120°-130°	72.6	2.9
130°-140°	38.5	1.5
140°-150°	13.7	0.5
150°-160°	1.7	0.1
160°-170°	0.0	0.0
170°-180°	0.0	0.0
0°-90°	1907.3	75.3
0°-180°	2533.7	100.0



REPORT NUMBER: P182343

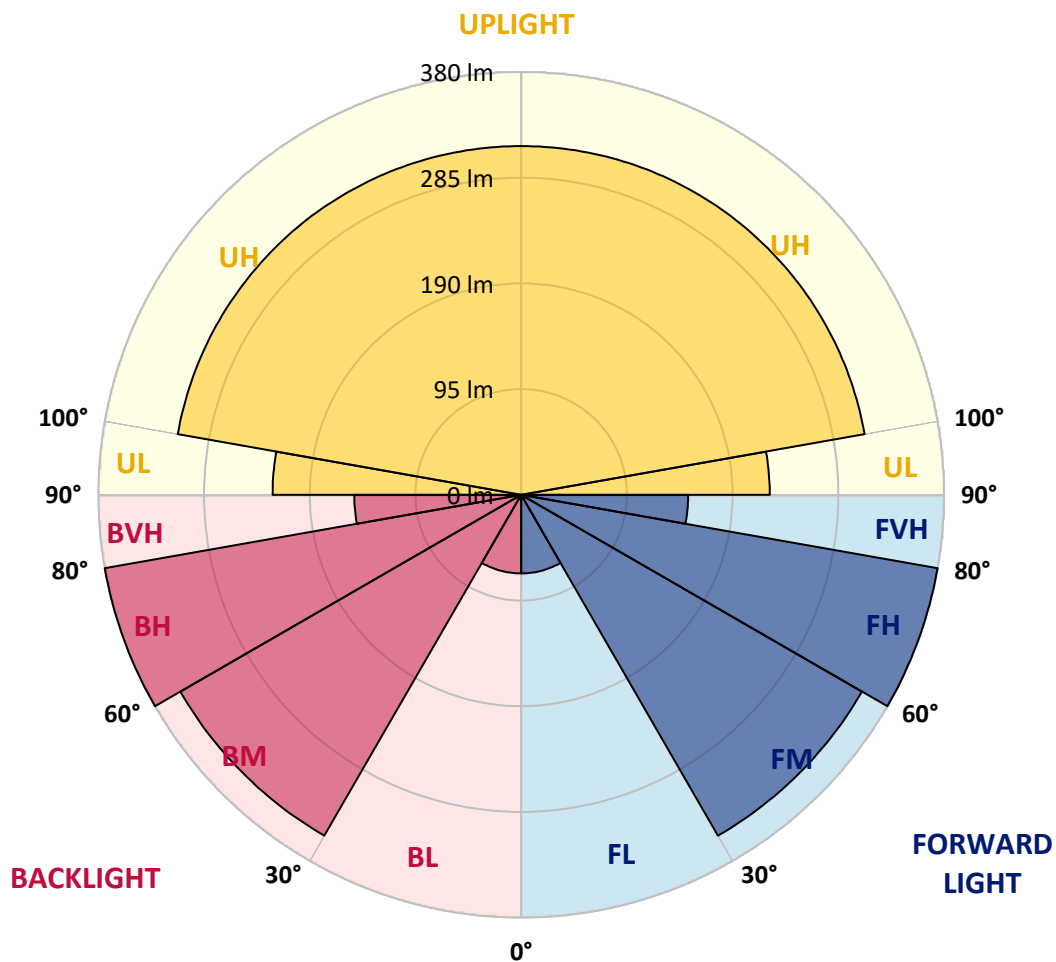
CATALOG NUMBER: LXF-E01-LED-E-U-SYM-BK-7060

**LUMINAIRE CLASSIFICATION SYSTEM LUMEN TABLE AND BUG RATING:**

Zone		Lumens	% Fixture	Zone Rating/Lumen Limit		
				B	U	G
FL	(0°-30°)	70.6	2.8			
FM	(30°-60°)	353.4	13.9			
FH	(60°-80°)	379.7	15.0			G0/660
FVH	(80°-90°)	149.9	5.9			G2/225
BL	(0°-30°)	70.6	2.8	B0/110		
BM	(30°-60°)	353.4	13.9	B1/1000		
BH	(60°-80°)	379.7	15.0	B1/500		G0/660
BVH	(80°-90°)	149.9	5.9			G2/225
UL	(90°-100°)	223.3	8.8		U3/500	
UH	(100°-180°)	313.2	12.4		U3/500	

**BUG Rating: B1-U3-G2**

Type V Short





REPORT NUMBER: P182343

CATALOG NUMBER: LXF-E01-LED-E-U-SYM-BK-7060

**CANDELA DISTRIBUTION (FULL):**

	0°	5°	13°	15°	25°	35°	45°	55°	65°	75°	85°
0°	121.1	121.1	121.1	121.1	121.1	121.1	121.1	121.1	121.1	121.1	121.1
2.5°	121.1	121.1	122.1	121.1	121.6	122.1	121.6	121.6	122.1	122.1	122.1
5°	122.6	122.1	123.6	122.1	123.1	125.2	125.7	128.3	128.8	129.3	127.8
7.5°	123.6	123.6	125.2	123.1	126.2	129.8	130.8	129.8	132.4	134.4	131.3
10°	127.8	127.2	131.3	128.8	129.8	132.4	134.9	137.5	136.5	139.6	136.0
12.5°	132.9	133.4	138.0	134.4	138.5	139.6	139.0	140.1	139.0	141.1	140.6
15°	143.7	143.1	152.4	147.2	146.7	146.2	144.7	143.1	144.2	145.2	144.2
17.5°	153.4	153.9	164.2	157.5	160.6	157.5	150.8	148.8	149.8	151.4	152.9
20°	164.7	164.2	177.0	169.3	172.9	167.3	161.6	158.0	159.6	161.1	162.1
22.5°	175.0	175.5	188.8	179.1	180.1	178.0	173.4	171.4	169.3	170.3	170.8
25°	186.8	186.8	195.0	185.7	187.8	187.8	187.8	184.7	179.6	180.1	181.1
27.5°	199.6	199.6	208.3	198.6	199.1	201.6	201.1	198.6	192.4	191.4	192.9
30°	211.4	211.4	222.7	211.4	213.9	216.0	215.0	211.9	206.8	203.2	203.7
32.5°	223.7	223.7	236.0	224.2	227.8	230.4	229.8	227.3	220.6	214.5	214.5
35°	237.0	237.0	250.4	237.5	243.2	245.8	245.2	242.2	235.5	226.8	227.3
37.5°	251.9	251.4	266.3	252.4	258.1	260.1	259.6	256.5	250.9	240.6	240.6
40°	266.3	266.3	283.2	268.3	274.0	276.0	275.0	271.9	266.3	256.5	254.0
42.5°	282.2	281.7	302.2	285.3	289.9	291.4	289.4	286.8	282.2	272.9	268.8
45°	298.1	298.1	321.7	302.7	306.8	306.3	305.8	302.7	298.1	288.8	283.2
47.5°	315.5	315.0	341.2	320.1	323.7	321.7	320.1	317.6	313.5	304.8	297.6
50°	330.9	330.9	361.2	337.1	339.1	337.1	334.0	331.9	328.9	321.7	313.0
52.5°	347.8	347.3	379.7	353.5	354.5	350.4	346.3	345.8	343.7	337.1	327.8
55°	362.2	362.2	395.6	368.9	368.4	362.2	358.6	358.1	358.1	352.5	342.7
57.5°	375.0	375.6	409.9	382.7	380.2	373.0	368.4	368.9	370.9	366.8	356.1
60°	385.3	386.3	420.2	393.5	389.9	381.2	376.1	378.1	381.7	378.6	367.9
62.5°	392.0	394.0	425.8	401.2	396.1	386.3	381.2	384.3	388.4	386.8	376.6
64°	393.5	396.1	427.4	403.8	398.1	387.9	382.7	386.3	391.5	389.9	379.7
65°	393.5	396.6	425.8	404.3	399.2	387.9	382.7	386.8	392.5	390.9	380.2
67.5°	390.4	394.0	420.2	401.7	396.6	385.8	380.7	384.8	390.4	388.9	378.6
70°	381.2	385.8	407.9	394.0	389.4	379.1	374.5	378.1	383.8	382.7	372.0
72.5°	366.8	372.0	392.0	381.2	378.1	369.4	364.3	367.9	373.0	370.9	359.6
75°	347.8	354.0	372.0	364.8	363.8	356.1	352.0	355.0	358.1	353.5	341.2
77.5°	327.8	334.5	349.9	345.8	346.3	340.7	337.6	338.6	340.2	331.4	318.6
80°	306.8	311.4	326.3	323.7	326.8	323.2	320.1	320.1	318.1	309.4	294.0
82.5°	284.2	288.8	301.7	302.2	307.8	305.3	303.2	301.2	297.1	285.8	269.4
85°	260.6	264.7	277.6	279.1	285.8	286.3	284.7	282.2	276.0	263.2	245.2
87.5°	239.1	242.7	255.0	256.5	265.8	268.8	267.3	265.2	256.5	241.6	224.2
90°	220.1	222.7	235.5	236.5	246.8	251.9	251.4	246.8	238.1	222.2	204.7
92.5°	203.2	204.2	217.0	218.0	229.3	235.5	236.0	231.4	221.6	204.2	188.3
95°	187.3	188.8	201.1	201.1	213.9	221.1	221.6	217.0	205.7	189.3	173.9
97.5°	173.9	174.4	186.8	186.8	199.6	206.8	208.3	203.2	192.4	175.5	160.6
100°	161.1	161.1	172.9	172.9	185.7	193.9	195.5	189.8	178.5	161.6	148.3
102.5°	149.8	149.3	160.6	160.1	173.4	181.6	183.2	178.0	166.7	149.8	137.5
105°	139.6	139.0	148.8	148.3	161.6	170.3	172.4	166.7	154.4	138.0	128.3
107.5°	130.3	129.8	137.5	137.0	150.8	159.0	161.1	155.5	143.1	127.2	119.0



REPORT NUMBER: P182343

CATALOG NUMBER: LXF-E01-LED-E-U-SYM-BK-7060

**CANDELA DISTRIBUTION (continued):**

	0°	5°	13°	15°	25°	35°	45°	55°	65°	75°	85°
110°	121.6	120.6	127.8	126.7	140.1	148.3	150.3	144.7	132.9	117.5	111.8
112.5°	113.4	112.9	118.0	116.5	130.3	138.5	140.1	134.9	122.6	108.3	104.1
115°	106.2	105.7	109.8	107.7	119.5	127.8	130.3	124.7	112.4	100.0	97.5
117.5°	99.0	99.0	101.6	99.5	109.8	118.5	120.1	114.4	103.1	92.3	91.3
120°	92.3	91.8	94.4	91.3	100.0	108.3	109.8	104.1	93.9	85.7	85.7
122.5°	85.7	85.7	87.2	84.1	89.8	98.5	100.0	94.9	84.7	79.0	79.5
125°	79.5	79.0	80.5	76.4	80.0	87.7	89.8	85.2	76.4	72.9	73.9
127.5°	72.9	72.3	74.4	69.8	71.3	77.5	79.5	75.4	68.7	67.2	68.7
130°	66.2	65.7	67.7	63.1	62.1	66.7	69.3	65.7	61.1	61.6	63.6
132.5°	59.5	59.0	61.6	56.4	53.9	56.4	58.5	56.4	53.9	55.4	58.0
135°	52.8	52.8	55.4	49.8	46.2	46.7	47.7	47.2	46.7	50.3	52.3
137.5°	46.7	46.2	48.7	43.6	39.0	37.5	38.0	38.0	39.5	44.1	46.7
140°	39.5	39.5	41.6	36.9	31.8	28.7	28.7	29.2	32.8	38.0	40.5
142.5°	32.8	32.8	34.9	30.3	25.7	21.0	20.5	22.1	26.7	31.3	33.9
145°	26.7	26.2	27.7	24.1	19.5	14.4	12.8	15.4	20.5	25.1	27.7
147.5°	20.0	20.0	21.5	18.0	14.4	9.2	7.7	9.7	14.9	19.0	21.0
150°	14.4	13.9	15.4	12.3	9.2	5.6	3.1	5.6	9.7	12.8	14.9
152.5°	9.2	8.7	9.7	7.7	5.6	2.6	1.0	3.1	5.6	8.2	9.7
155°	4.6	4.6	5.1	4.1	2.6	1.0	0.5	1.0	2.6	4.1	5.1
157.5°	0.0	0.0	0.0	0.0	0.0	0.0	0.0	0.0	0.0	0.0	0.0
160°	0.0	0.0	0.0	0.0	0.0	0.0	0.0	0.0	0.0	0.0	0.0
162.5°	0.0	0.0	0.0	0.0	0.0	0.0	0.0	0.0	0.0	0.0	0.0
165°	0.0	0.0	0.0	0.0	0.0	0.0	0.0	0.0	0.0	0.0	0.0
167.5°	0.0	0.0	0.0	0.0	0.0	0.0	0.0	0.0	0.0	0.0	0.0
170°	0.0	0.0	0.0	0.0	0.0	0.0	0.0	0.0	0.0	0.0	0.0
172.5°	0.0	0.0	0.0	0.0	0.0	0.0	0.0	0.0	0.0	0.0	0.0
175°	0.0	0.0	0.0	0.0	0.0	0.0	0.0	0.0	0.0	0.0	0.0
177.5°	0.0	0.0	0.0	0.0	0.0	0.0	0.0	0.0	0.0	0.0	0.0
180°	0.0	0.0	0.0	0.0	0.0	0.0	0.0	0.0	0.0	0.0	0.0





REPORT NUMBER: P182343

CATALOG NUMBER: LXF-E01-LED-E-U-SYM-BK-7060

**CANDELA DISTRIBUTION (continued):**

	90°
0°	121.1
2.5°	122.1
5°	127.8
7.5°	131.3
10°	133.4
12.5°	140.1
15°	144.7
17.5°	152.4
20°	162.1
22.5°	171.4
25°	181.1
27.5°	192.9
30°	204.2
32.5°	215.0
35°	227.8
37.5°	240.6
40°	255.0
42.5°	267.8
45°	282.7
47.5°	298.1
50°	313.0
52.5°	328.4
55°	343.2
57.5°	356.6
60°	367.3
62.5°	375.6
64°	378.6
65°	378.6
67.5°	375.6
70°	368.4
72.5°	355.0
75°	335.5
77.5°	313.0
80°	287.8
82.5°	264.7
85°	240.6
87.5°	220.1
90°	201.6
92.5°	185.7
95°	172.4
97.5°	159.6
100°	147.8
102.5°	137.5
105°	128.8
107.5°	119.5



REPORT NUMBER: P182343

CATALOG NUMBER: LXF-E01-LED-E-U-SYM-BK-7060

**CANDELA DISTRIBUTION (continued):**

	90°
110°	111.8
112.5°	104.1
115°	98.0
117.5°	91.8
120°	85.7
122.5°	80.0
125°	74.4
127.5°	69.3
130°	64.1
132.5°	58.5
135°	52.8
137.5°	46.7
140°	40.5
142.5°	33.9
145°	27.7
147.5°	21.0
150°	14.9
152.5°	9.7
155°	5.1
157.5°	0.0
160°	0.0
162.5°	0.0
165°	0.0
167.5°	0.0
170°	0.0
172.5°	0.0
175°	0.0
177.5°	0.0
180°	0.0

(END OF REPORT)