

Scaled data based on original data using
LM-79-08 Approved Method: Electrical and Photometric Measurements of Solid-
State Lighting Products

Test Report Prepared for
Cooper Lighting Solutions
(formerly Eaton)

Brand: STREETWORKS

Report Number: P182341

Luminaire Tested: **LXF-E01-LED-E-U-SYM-BK**

Issue Date: 3/3/2020

Test Information

Test Method: LM-79-08
Report Number: P182341
REPORT IS SCALED FROM IESNA LM-79-08 TEST DATA (P34329)
Test Lab: INNOVATION CENTER-P3
Issue Date: 3/3/2020
Manufacturer: COOPER LIGHTING SOLUTIONS (FORMERLY EATON)
Product Line: STREETWORKS
Catalog Number: LXF-E01-LED-E-U-SYM-BK
Description: LEXINGTON LED OUTDOOR LUMINAIRE
(1) LIGHTBARS WITH AccuLED OPTICS - SYMMETRIC
Light Source: (21) 4000K CCT, 70 CRI LEDs
Ballast/Driver: -

Summary

Lumens per Lamp: N/A
Luminaire Lumens: 2469.3 lumens
Efficiency: N/A
Efficacy: 100.0 lumens/watt
Luminous Opening: Rectangular w/ Sides (W: 0.17' x L: 1' x H: 0.83')
IES Classification: Type V - Short - Non-Cutoff
BUG Rating: B1 - U3 - G2

Input Watts (W): 24.7
Input Voltage (V): NR
Input Current (Ain): NR
Voltage Rise (V): NR
Power Factor: NR
Total Harmonic Distortion (THDi): NR
Frequency (hertz): 60
Stabilization Time: NR
Operation Time: NR
Ambient Temperature (°C): NR
Test Distance: 28.75 FT

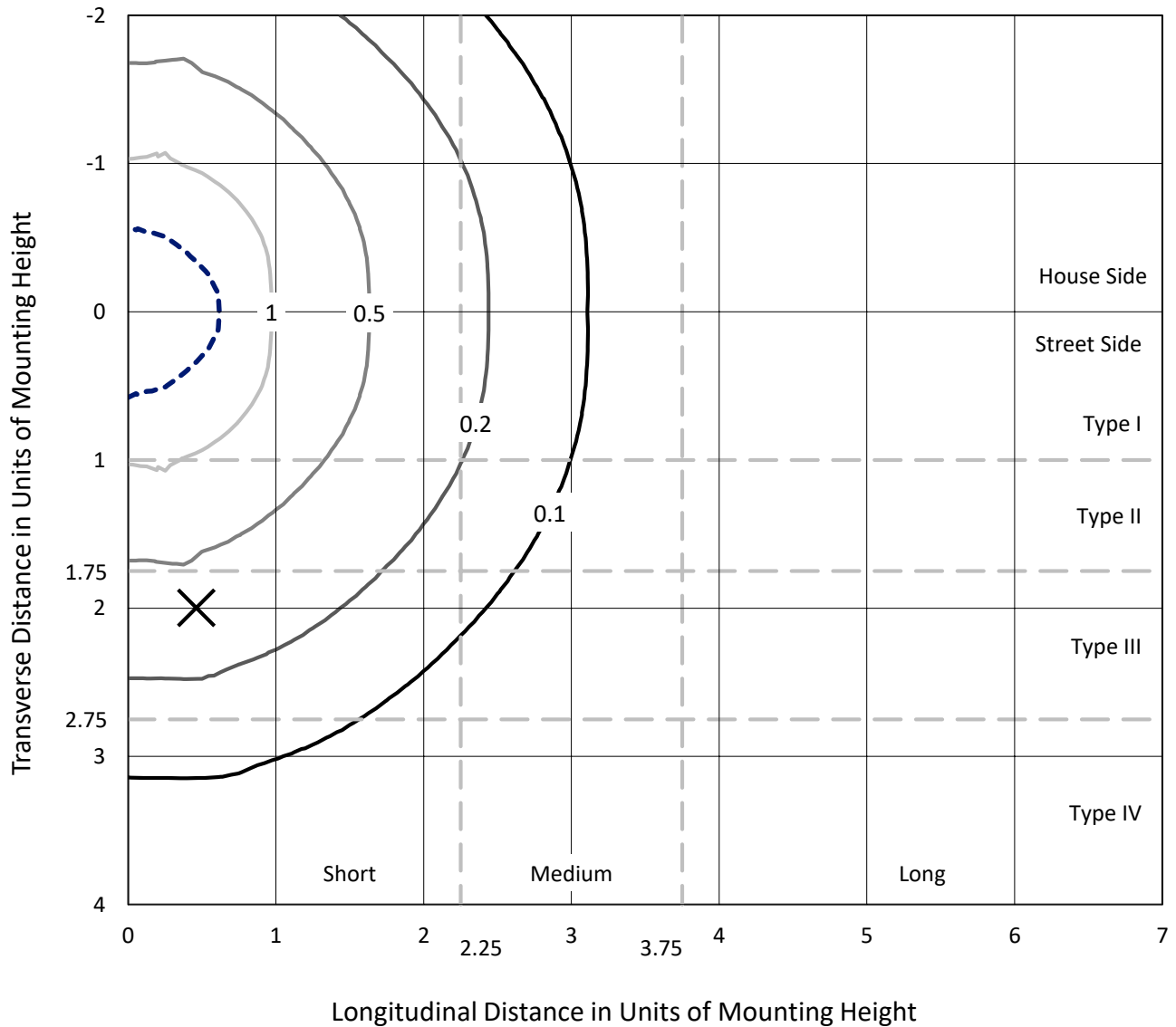


REPORT NUMBER: P182341

CATALOG NUMBER: LXF-E01-LED-E-U-SYM-BK

Iso-Footcandle Lines of Horizontal Illumination

✕ Max cd
 - - - 1/2 Max cd

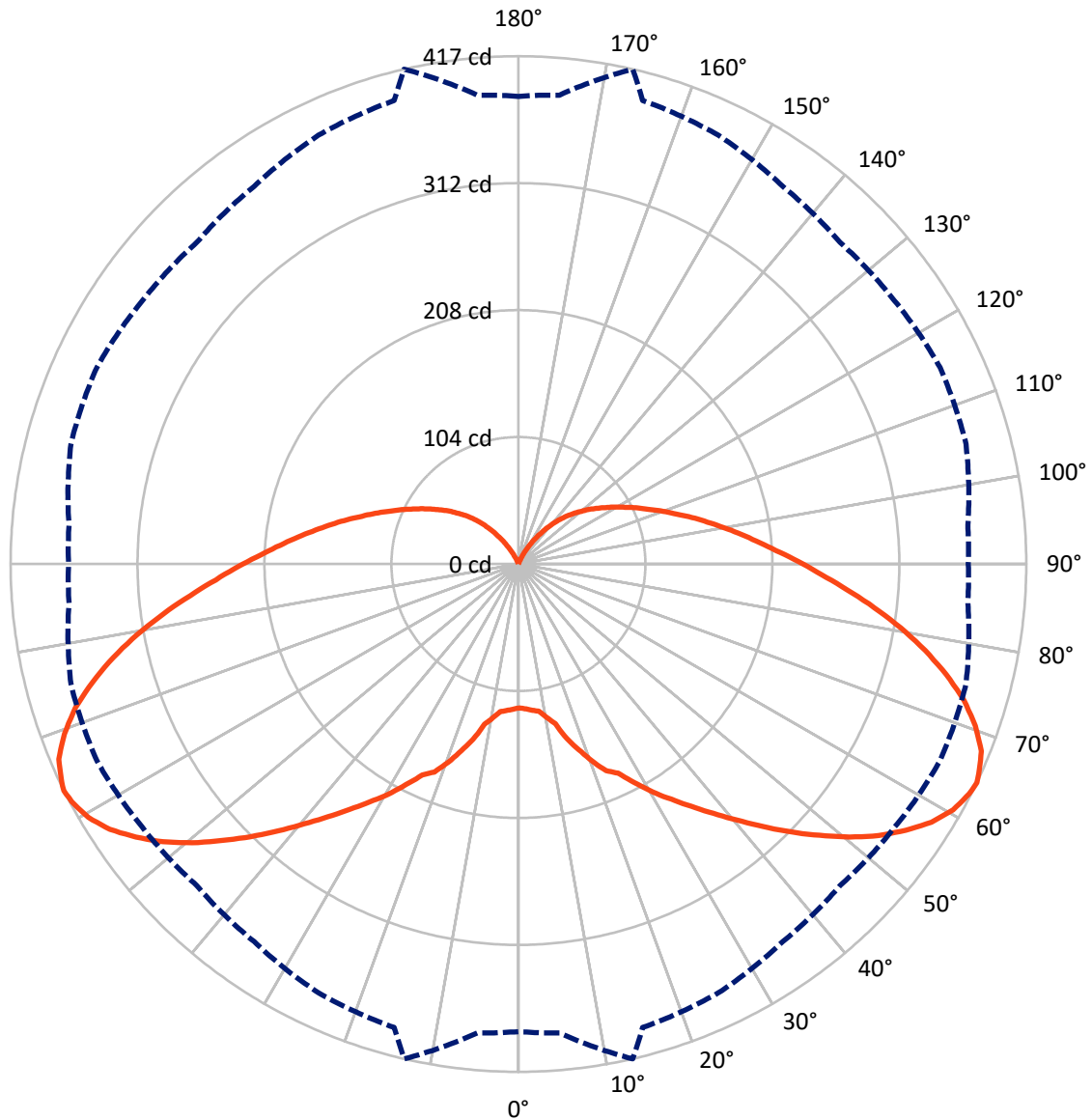


Based on 10 foot mounting height. Maximum calculated value = 1.4 fc
 Type V - Short - Non-Cutoff

REPORT NUMBER: P182341

CATALOG NUMBER: LXF-E01-LED-E-U-SYM-BK

Luminous Intensity Polar Plot



— Vertical Plane Through 13-Deg Lateral - - - Horizontal Cone Through 64-Deg Vertical

REPORT NUMBER: P182341

CATALOG NUMBER: LXF-E01-LED-E-U-SYM-BK

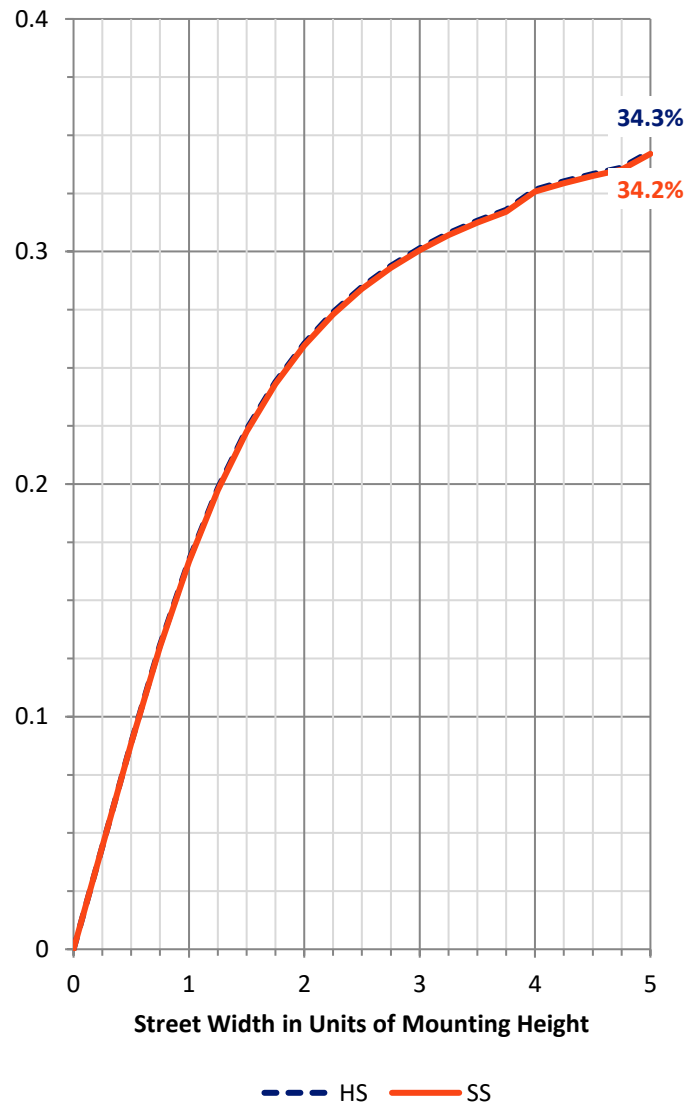
FLUX DISTRIBUTION:

		Downward	Upward	Total
House Side	Lumens	929.4	305.2	1234.6
	% Fixture	37.6	12.4	50.0
Street Side	Lumens	929.4	305.2	1234.6
	% Fixture	37.6	12.4	50.0
Total	Lumens	1858.8	610.5	2469.3
	% Fixture	75.3	24.7	100.0

Coefficient of Utilization

ZONAL LUMENS:

Zone	Lumens	% Fixture
0°-10°	11.9	0.5
10°-20°	41.0	1.7
20°-30°	84.7	3.4
30°-40°	147.0	6.0
40°-50°	227.2	9.2
50°-60°	314.7	12.7
60°-70°	376.1	15.2
70°-80°	364.0	14.7
80°-90°	292.2	11.8
90°-100°	217.6	8.8
100°-110°	158.7	6.4
110°-120°	110.9	4.5
120°-130°	70.7	2.9
130°-140°	37.5	1.5
140°-150°	13.3	0.5
150°-160°	1.7	0.1
160°-170°	0.0	0.0
170°-180°	0.0	0.0
0°-90°	1858.8	75.3
0°-180°	2469.3	100.0



REPORT NUMBER: P182341

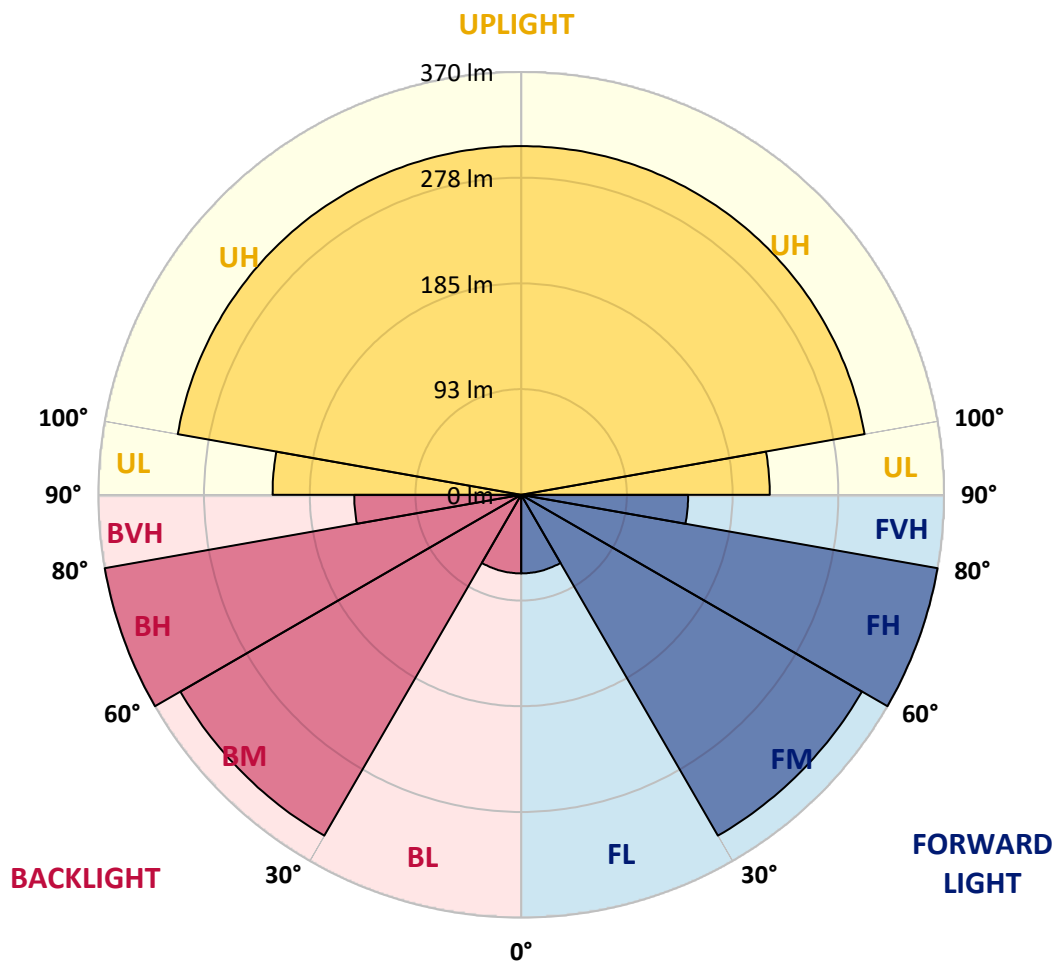
CATALOG NUMBER: LXF-E01-LED-E-U-SYM-BK

LUMINAIRE CLASSIFICATION SYSTEM LUMEN TABLE AND BUG RATING:

Zone	Lumens	% Fixture	Zone Rating/Lumen Limit		
			B	U	G
FL (0°-30°)	68.8	2.8			
FM (30°-60°)	344.4	13.9			
FH (60°-80°)	370.1	15.0			G0/660
FVH (80°-90°)	146.1	5.9			G2/225
BL (0°-30°)	68.8	2.8	B0/110		
BM (30°-60°)	344.4	13.9	B1/1000		
BH (60°-80°)	370.1	15.0	B1/500		G0/660
BVH (80°-90°)	146.1	5.9			G2/225
UL (90°-100°)	217.6	8.8		U3/500	
UH (100°-180°)	305.2	12.4		U3/500	

BUG Rating: B1-U3-G2

Type V Short





REPORT NUMBER: P182341

CATALOG NUMBER: LXF-E01-LED-E-U-SYM-BK

CANDELA DISTRIBUTION (FULL):

	0°	5°	13°	15°	25°	35°	45°	55°	65°	75°	85°
0°	118.0	118.0	118.0	118.0	118.0	118.0	118.0	118.0	118.0	118.0	118.0
2.5°	118.0	118.0	119.0	118.0	118.5	119.0	118.5	118.5	119.0	119.0	119.0
5°	119.5	119.0	120.5	119.0	120.0	122.0	122.5	125.0	125.5	126.0	124.5
7.5°	120.5	120.5	122.0	120.0	123.0	126.5	127.5	126.5	129.0	131.0	128.0
10°	124.5	124.0	128.0	125.5	126.5	129.0	131.5	134.0	133.0	136.0	132.5
12.5°	129.5	130.0	134.5	131.0	135.0	136.0	135.5	136.5	135.5	137.5	137.0
15°	140.0	139.5	148.5	143.5	143.0	142.5	141.0	139.5	140.5	141.5	140.5
17.5°	149.5	150.0	160.0	153.5	156.5	153.5	147.0	145.0	146.0	147.5	149.0
20°	160.5	160.0	172.5	165.0	168.5	163.0	157.5	154.0	155.5	157.0	158.0
22.5°	170.5	171.0	184.0	174.5	175.5	173.5	169.0	167.0	165.0	166.0	166.5
25°	182.0	182.0	190.0	181.0	183.0	183.0	183.0	180.0	175.0	175.5	176.5
27.5°	194.5	194.5	203.0	193.5	194.0	196.5	196.0	193.5	187.5	186.5	188.0
30°	206.0	206.0	217.0	206.0	208.5	210.5	209.5	206.5	201.5	198.0	198.5
32.5°	218.0	218.0	230.0	218.5	222.0	224.5	224.0	221.5	215.0	209.0	209.0
35°	231.0	231.0	244.0	231.5	237.0	239.5	239.0	236.0	229.5	221.0	221.5
37.5°	245.5	245.0	259.5	246.0	251.5	253.5	253.0	250.0	244.5	234.5	234.5
40°	259.5	259.5	276.0	261.5	267.0	269.0	268.0	265.0	259.5	250.0	247.5
42.5°	275.0	274.5	294.5	278.0	282.5	284.0	282.0	279.5	275.0	266.0	262.0
45°	290.5	290.5	313.5	295.0	299.0	298.5	298.0	295.0	290.5	281.5	276.0
47.5°	307.5	307.0	332.5	312.0	315.5	313.5	312.0	309.5	305.5	297.0	290.0
50°	322.5	322.5	352.0	328.5	330.5	328.5	325.5	323.5	320.5	313.5	305.0
52.5°	339.0	338.5	370.0	344.5	345.5	341.5	337.5	337.0	335.0	328.5	319.5
55°	353.0	353.0	385.5	359.5	359.0	353.0	349.5	349.0	349.0	343.5	334.0
57.5°	365.5	366.0	399.5	373.0	370.5	363.5	359.0	359.5	361.5	357.5	347.0
60°	375.5	376.5	409.5	383.5	380.0	371.5	366.5	368.5	372.0	369.0	358.5
62.5°	382.0	384.0	415.0	391.0	386.0	376.5	371.5	374.5	378.5	377.0	367.0
64°	383.5	386.0	416.5	393.5	388.0	378.0	373.0	376.5	381.5	380.0	370.0
65°	383.5	386.5	415.0	394.0	389.0	378.0	373.0	377.0	382.5	381.0	370.5
67.5°	380.5	384.0	409.5	391.5	386.5	376.0	371.0	375.0	380.5	379.0	369.0
70°	371.5	376.0	397.5	384.0	379.5	369.5	365.0	368.5	374.0	373.0	362.5
72.5°	357.5	362.5	382.0	371.5	368.5	360.0	355.0	358.5	363.5	361.5	350.5
75°	339.0	345.0	362.5	355.5	354.5	347.0	343.0	346.0	349.0	344.5	332.5
77.5°	319.5	326.0	341.0	337.0	337.5	332.0	329.0	330.0	331.5	323.0	310.5
80°	299.0	303.5	318.0	315.5	318.5	315.0	312.0	312.0	310.0	301.5	286.5
82.5°	277.0	281.5	294.0	294.5	300.0	297.5	295.5	293.5	289.5	278.5	262.5
85°	254.0	258.0	270.5	272.0	278.5	279.0	277.5	275.0	269.0	256.5	239.0
87.5°	233.0	236.5	248.5	250.0	259.0	262.0	260.5	258.5	250.0	235.5	218.5
90°	214.5	217.0	229.5	230.5	240.5	245.5	245.0	240.5	232.0	216.5	199.5
92.5°	198.0	199.0	211.5	212.5	223.5	229.5	230.0	225.5	216.0	199.0	183.5
95°	182.5	184.0	196.0	196.0	208.5	215.5	216.0	211.5	200.5	184.5	169.5
97.5°	169.5	170.0	182.0	182.0	194.5	201.5	203.0	198.0	187.5	171.0	156.5
100°	157.0	157.0	168.5	168.5	181.0	189.0	190.5	185.0	174.0	157.5	144.5
102.5°	146.0	145.5	156.5	156.0	169.0	177.0	178.5	173.5	162.5	146.0	134.0
105°	136.0	135.5	145.0	144.5	157.5	166.0	168.0	162.5	150.5	134.5	125.0
107.5°	127.0	126.5	134.0	133.5	147.0	155.0	157.0	151.5	139.5	124.0	116.0



REPORT NUMBER: P182341

CATALOG NUMBER: LXF-E01-LED-E-U-SYM-BK

CANDELA DISTRIBUTION (continued):

	0°	5°	13°	15°	25°	35°	45°	55°	65°	75°	85°
110°	118.5	117.5	124.5	123.5	136.5	144.5	146.5	141.0	129.5	114.5	109.0
112.5°	110.5	110.0	115.0	113.5	127.0	135.0	136.5	131.5	119.5	105.5	101.5
115°	103.5	103.0	107.0	105.0	116.5	124.5	127.0	121.5	109.5	97.5	95.0
117.5°	96.5	96.5	99.0	97.0	107.0	115.5	117.0	111.5	100.5	90.0	89.0
120°	90.0	89.5	92.0	89.0	97.5	105.5	107.0	101.5	91.5	83.5	83.5
122.5°	83.5	83.5	85.0	82.0	87.5	96.0	97.5	92.5	82.5	77.0	77.5
125°	77.5	77.0	78.5	74.5	78.0	85.5	87.5	83.0	74.5	71.0	72.0
127.5°	71.0	70.5	72.5	68.0	69.5	75.5	77.5	73.5	67.0	65.5	67.0
130°	64.5	64.0	66.0	61.5	60.5	65.0	67.5	64.0	59.5	60.0	62.0
132.5°	58.0	57.5	60.0	55.0	52.5	55.0	57.0	55.0	52.5	54.0	56.5
135°	51.5	51.5	54.0	48.5	45.0	45.5	46.5	46.0	45.5	49.0	51.0
137.5°	45.5	45.0	47.5	42.5	38.0	36.5	37.0	37.0	38.5	43.0	45.5
140°	38.5	38.5	40.5	36.0	31.0	28.0	28.0	28.5	32.0	37.0	39.5
142.5°	32.0	32.0	34.0	29.5	25.0	20.5	20.0	21.5	26.0	30.5	33.0
145°	26.0	25.5	27.0	23.5	19.0	14.0	12.5	15.0	20.0	24.5	27.0
147.5°	19.5	19.5	21.0	17.5	14.0	9.0	7.5	9.5	14.5	18.5	20.5
150°	14.0	13.5	15.0	12.0	9.0	5.5	3.0	5.5	9.5	12.5	14.5
152.5°	9.0	8.5	9.5	7.5	5.5	2.5	1.0	3.0	5.5	8.0	9.5
155°	4.5	4.5	5.0	4.0	2.5	1.0	0.5	1.0	2.5	4.0	5.0
157.5°	0.0	0.0	0.0	0.0	0.0	0.0	0.0	0.0	0.0	0.0	0.0
160°	0.0	0.0	0.0	0.0	0.0	0.0	0.0	0.0	0.0	0.0	0.0
162.5°	0.0	0.0	0.0	0.0	0.0	0.0	0.0	0.0	0.0	0.0	0.0
165°	0.0	0.0	0.0	0.0	0.0	0.0	0.0	0.0	0.0	0.0	0.0
167.5°	0.0	0.0	0.0	0.0	0.0	0.0	0.0	0.0	0.0	0.0	0.0
170°	0.0	0.0	0.0	0.0	0.0	0.0	0.0	0.0	0.0	0.0	0.0
172.5°	0.0	0.0	0.0	0.0	0.0	0.0	0.0	0.0	0.0	0.0	0.0
175°	0.0	0.0	0.0	0.0	0.0	0.0	0.0	0.0	0.0	0.0	0.0
177.5°	0.0	0.0	0.0	0.0	0.0	0.0	0.0	0.0	0.0	0.0	0.0
180°	0.0	0.0	0.0	0.0	0.0	0.0	0.0	0.0	0.0	0.0	0.0



REPORT NUMBER: P182341

CATALOG NUMBER: LXF-E01-LED-E-U-SYM-BK

CANDELA DISTRIBUTION (continued):

	90°
0°	118.0
2.5°	119.0
5°	124.5
7.5°	128.0
10°	130.0
12.5°	136.5
15°	141.0
17.5°	148.5
20°	158.0
22.5°	167.0
25°	176.5
27.5°	188.0
30°	199.0
32.5°	209.5
35°	222.0
37.5°	234.5
40°	248.5
42.5°	261.0
45°	275.5
47.5°	290.5
50°	305.0
52.5°	320.0
55°	334.5
57.5°	347.5
60°	358.0
62.5°	366.0
64°	369.0
65°	369.0
67.5°	366.0
70°	359.0
72.5°	346.0
75°	327.0
77.5°	305.0
80°	280.5
82.5°	258.0
85°	234.5
87.5°	214.5
90°	196.5
92.5°	181.0
95°	168.0
97.5°	155.5
100°	144.0
102.5°	134.0
105°	125.5
107.5°	116.5



REPORT NUMBER: P182341

CATALOG NUMBER: LXF-E01-LED-E-U-SYM-BK

CANDELA DISTRIBUTION (continued):

	90°
110°	109.0
112.5°	101.5
115°	95.5
117.5°	89.5
120°	83.5
122.5°	78.0
125°	72.5
127.5°	67.5
130°	62.5
132.5°	57.0
135°	51.5
137.5°	45.5
140°	39.5
142.5°	33.0
145°	27.0
147.5°	20.5
150°	14.5
152.5°	9.5
155°	5.0
157.5°	0.0
160°	0.0
162.5°	0.0
165°	0.0
167.5°	0.0
170°	0.0
172.5°	0.0
175°	0.0
177.5°	0.0
180°	0.0

(END OF REPORT)