

Scaled data based on original data using
LM-79-08 Approved Method: Electrical and Photometric Measurements of Solid-
State Lighting Products

Test Report Prepared for
Cooper Lighting Solutions
(formerly Eaton)

Brand: STREETWORKS

Report Number: P232775

Luminaire Tested: **CST-6-3-D-U-T5N-7050**

Issue Date: 3/3/2020

Test Information

Test Method: LM-79-08
Report Number: P232775
TEST IS SCALED FROM IESNA LM-79-08 TEST DATA (G2-1707-171-22)
Test Lab: INNOVATION CENTER(G2)
Issue Date: 3/3/2020
Manufacturer: COOPER LIGHTING SOLUTIONS (FORMERLY EATON)
Product Line: STREETWORKS
Catalog Number: CST-6-3-D-U-T5N-7050
Description: CELESTEON HIGH MAST LUMINAIRE
(6) 70 CRI, 5000K LEDS AND TYPE V NARROW OPTICS
Light Source: -
Ballast/Driver: ELECTRONIC DRIVER

Summary

Lumens per Lamp: N/A
Luminaire Lumens: 34875 lumens
Efficiency: N/A
Efficacy: 149.0 lumens/watt
Luminous Opening: Circular (Dia: 2.08' x H: 0')
IES Classification: Type V - Short - Full Cutoff
BUG Rating: B5 - U0 - G3

Input Watts (W): 234
Input Voltage (V): NR
Input Current (Ain): NR
Voltage Rise (V): NR
Power Factor: NR
Total Harmonic Distortion (THDi): NR
Frequency (hertz): 60
Stabilization Time: NR
Operation Time: NR
Ambient Temperature (°C): NR
Test Distance: 28.75 FT



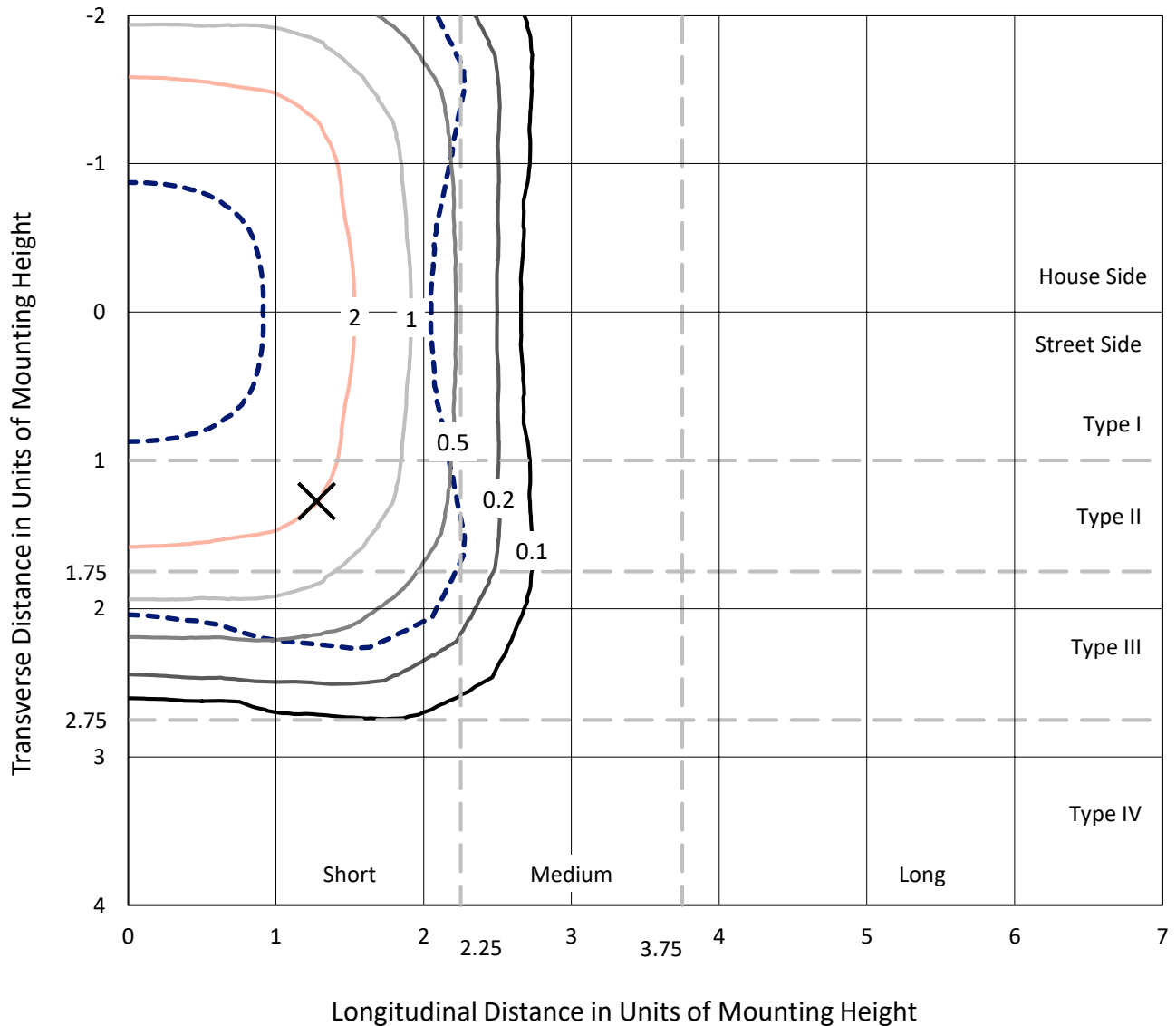


REPORT NUMBER: P232775

CATALOG NUMBER: CST-6-3-D-U-T5N-7050

Iso-Footcandle Lines of Horizontal Illumination

× Max cd
 - - - 1/2 Max cd

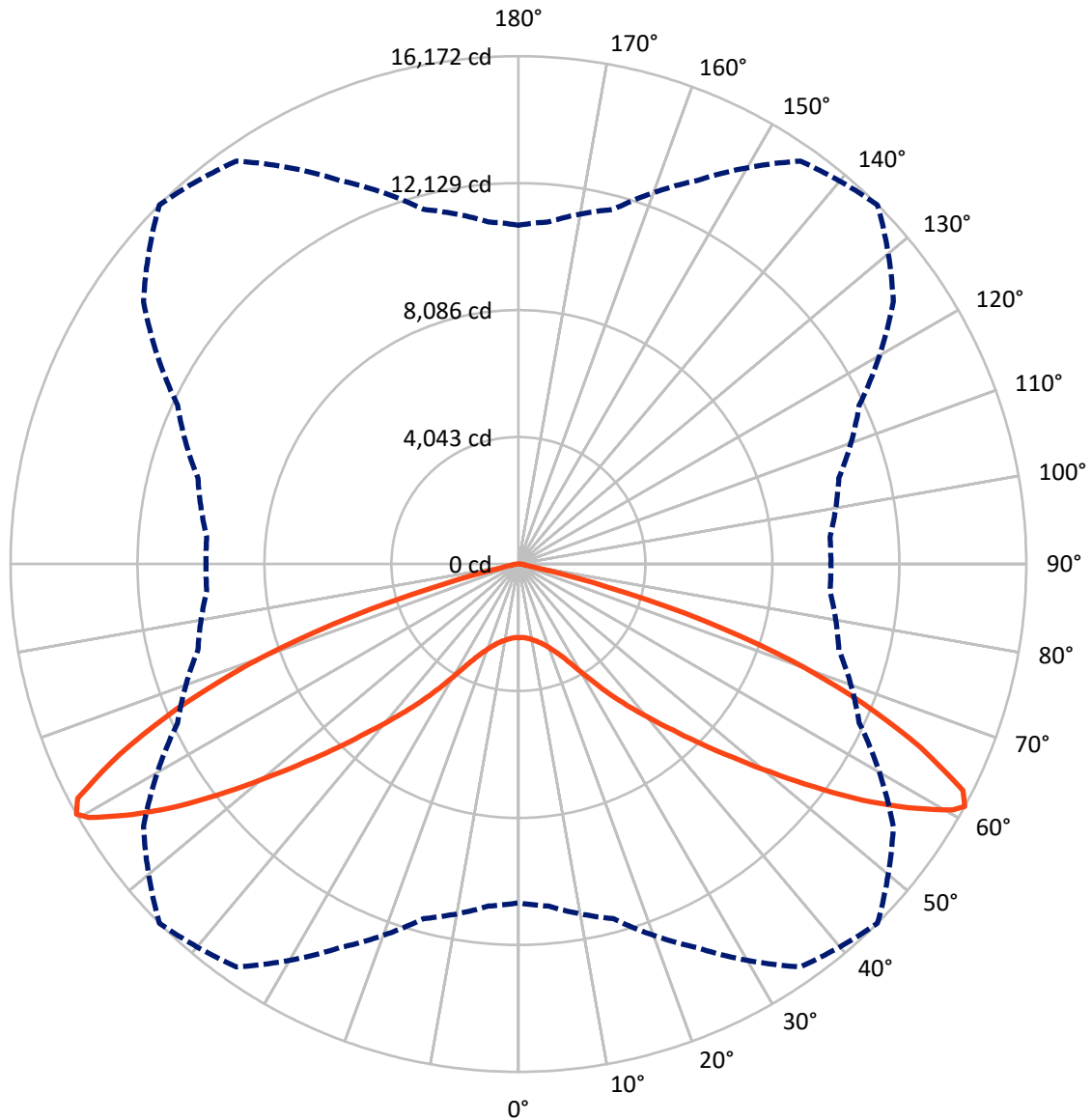


Based on 30 foot mounting height. Maximum calculated value = 3.8 fc
 Type V - Short - Full Cutoff

REPORT NUMBER: P232775

CATALOG NUMBER: CST-6-3-D-U-T5N-7050

Luminous Intensity Polar Plot



— Vertical Plane Through 45-Deg Lateral - - - Horizontal Cone Through 61-Deg Vertical

REPORT NUMBER: P232775

CATALOG NUMBER: CST-6-3-D-U-T5N-7050

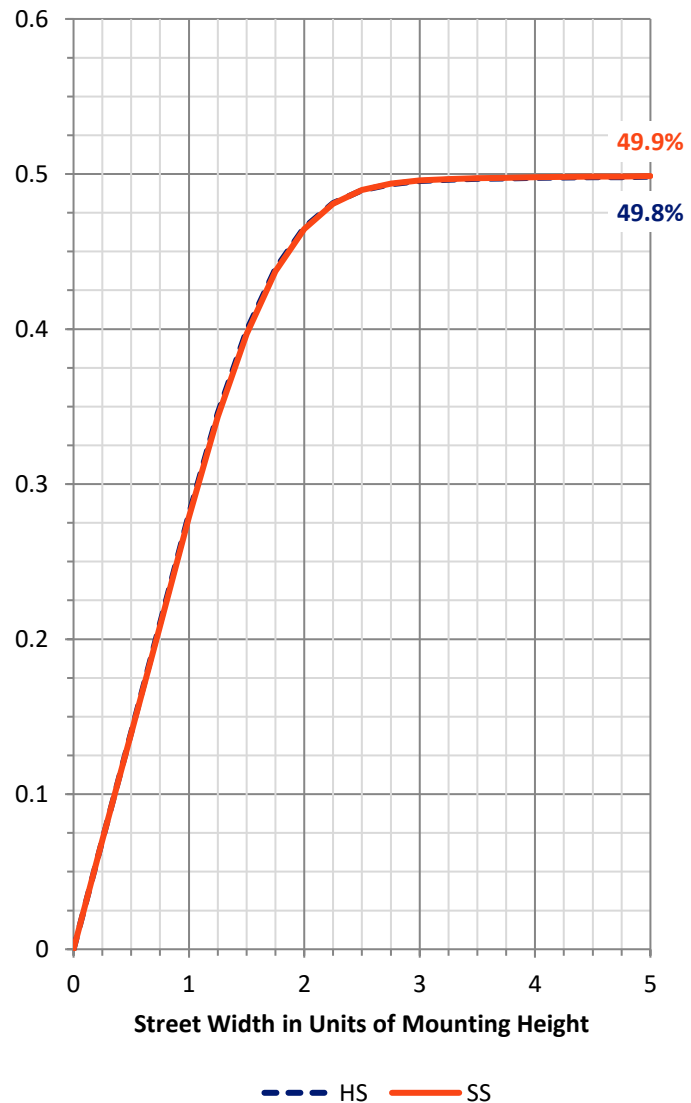
FLUX DISTRIBUTION:

		Downward	Upward	Total
House Side	Lumens	17437.5	0.0	17437.5
	% Fixture	50.0	0.0	50.0
Street Side	Lumens	17437.5	0.0	17437.5
	% Fixture	50.0	0.0	50.0
Total	Lumens	34875.0	0.0	34875.0
	% Fixture	100.0	0.0	100.0

ZONAL LUMENS:

Zone	Lumens	% Fixture
0°-10°	229.4	0.7
10°-20°	751.5	2.2
20°-30°	1603.5	4.6
30°-40°	3492.5	10.0
40°-50°	6753.9	19.4
50°-60°	10725.4	30.8
60°-70°	9672.0	27.7
70°-80°	1513.9	4.3
80°-90°	133.0	0.4
90°-100°	0.0	0.0
100°-110°	0.0	0.0
110°-120°	0.0	0.0
120°-130°	0.0	0.0
130°-140°	0.0	0.0
140°-150°	0.0	0.0
150°-160°	0.0	0.0
160°-170°	0.0	0.0
170°-180°	0.0	0.0
0°-90°	34875.0	100.0
0°-180°	34875.0	100.0

Coefficient of Utilization



REPORT NUMBER: P232775

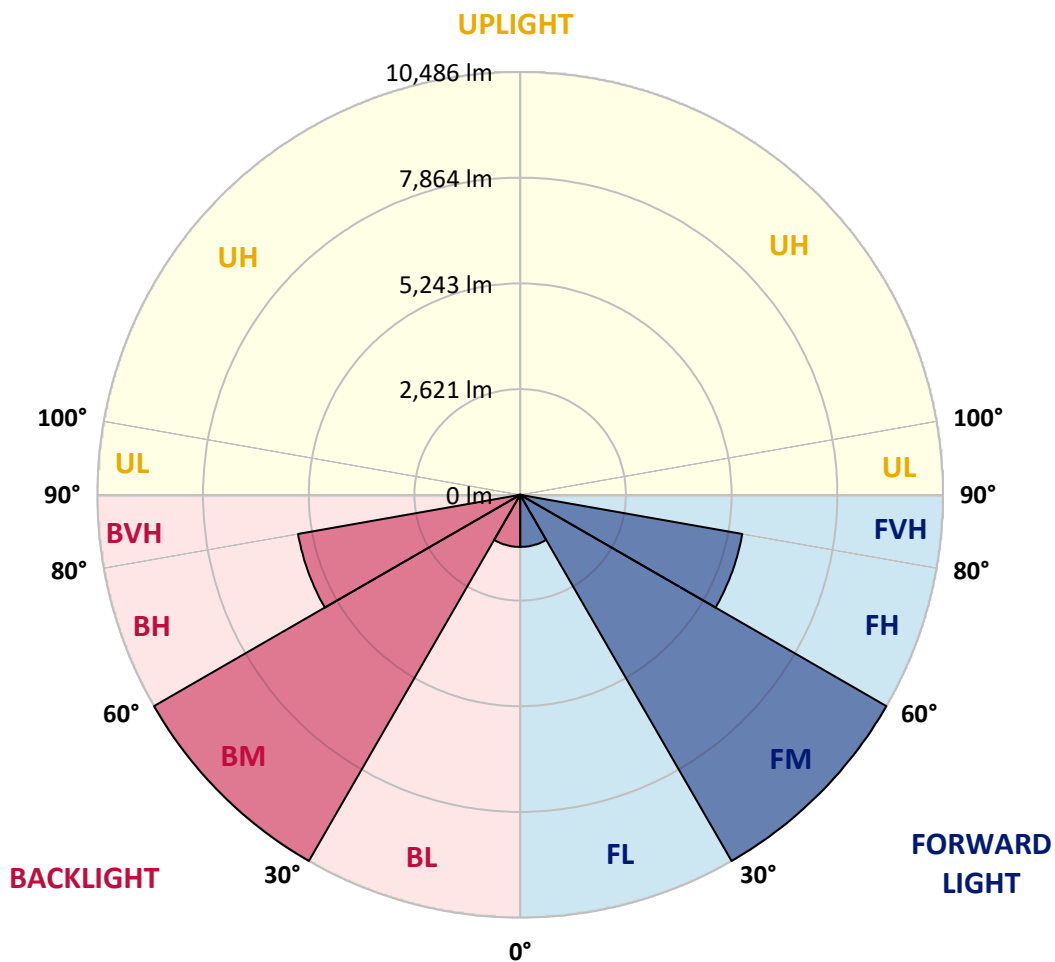
CATALOG NUMBER: CST-6-3-D-U-T5N-7050

LUMINAIRE CLASSIFICATION SYSTEM LUMEN TABLE AND BUG RATING:

Zone	Lumens	% Fixture	Zone Rating/Lumen Limit		
			B	U	G
FL (0°-30°)	1292.2	3.7			
FM (30°-60°)	10485.9	30.1			
FH (60°-80°)	5592.9	16.0			G3/7500
FVH (80°-90°)	66.5	0.2			G1/100
BL (0°-30°)	1292.2	3.7	B3/2500		
BM (30°-60°)	10485.9	30.1	B5		
BH (60°-80°)	5592.9	16.0	B5		G3/7500
BVH (80°-90°)	66.5	0.2			G1/100
UL (90°-100°)	0.0	0.0		U0/0	
UH (100°-180°)	0.0	0.0		U0/0	

BUG Rating: B5-U0-G3

Type V Short





REPORT NUMBER: P232775

CATALOG NUMBER: CST-6-3-D-U-T5N-7050

CANDELA DISTRIBUTION (FULL):

	0°	5°	15°	25°	35°	45°	55°	65°	75°	85°	90°
0°	2347.6	2347.6	2347.6	2347.6	2347.6	2347.6	2347.6	2347.6	2347.6	2347.6	2347.6
2.5°	2363.8	2358.7	2362.8	2365.8	2330.4	2339.5	2338.5	2362.8	2357.7	2368.8	2374.9
5°	2379.9	2371.8	2376.9	2385.0	2351.6	2363.8	2363.8	2386.0	2377.9	2389.0	2400.1
7.5°	2409.2	2401.1	2407.2	2417.3	2386.0	2399.1	2400.1	2426.4	2415.3	2424.4	2441.5
10°	2457.7	2452.7	2454.7	2463.8	2434.5	2450.6	2450.6	2478.9	2466.8	2476.9	2498.1
12.5°	2514.3	2512.3	2514.3	2526.4	2499.1	2515.3	2515.3	2542.6	2534.5	2546.6	2566.8
15°	2589.0	2587.0	2588.0	2604.2	2582.0	2597.1	2600.1	2628.4	2626.4	2639.5	2657.7
17.5°	2695.1	2695.1	2694.1	2708.2	2694.1	2709.2	2715.3	2745.6	2757.7	2773.9	2785.0
20°	2856.7	2847.6	2842.6	2849.7	2838.5	2854.7	2864.8	2914.3	2934.5	2959.8	2968.9
22.5°	3067.8	3055.7	3039.6	3032.5	3017.3	3038.6	3058.8	3129.5	3158.8	3200.2	3210.3
25°	3358.8	3338.6	3308.3	3280.0	3245.6	3275.9	3313.3	3410.3	3470.9	3525.4	3533.5
27.5°	3756.8	3726.5	3680.0	3625.5	3564.8	3602.2	3656.8	3798.2	3881.0	3967.9	3981.0
30°	4269.9	4264.9	4192.2	4095.2	4014.4	4035.6	4103.3	4278.0	4409.3	4499.2	4524.5
32.5°	4954.8	4949.8	4827.5	4663.9	4548.7	4562.9	4625.5	4819.5	4983.1	5129.6	5134.6
35°	5771.0	5754.9	5583.1	5356.9	5172.0	5155.8	5217.5	5410.4	5633.6	5804.4	5821.5
37.5°	6703.4	6677.1	6479.1	6136.7	5850.8	5784.2	5827.6	6070.0	6328.6	6521.6	6540.8
40°	7616.6	7596.4	7376.2	7054.9	6636.7	6468.0	6471.1	6781.2	7065.0	7243.8	7283.2
42.5°	8496.4	8512.6	8301.5	7974.2	7536.8	7235.8	7239.8	7540.8	7834.8	8020.6	8072.2
45°	9399.5	9385.4	9187.4	8906.6	8503.5	8170.1	8057.0	8358.0	8650.0	8802.5	8858.1
47.5°	10138.9	10113.7	9980.4	9831.9	9532.9	9204.6	9005.5	9214.7	9415.7	9518.7	9575.3
50°	10783.4	10763.2	10750.1	10687.5	10620.8	10408.7	10081.4	10068.2	10111.7	10133.9	10185.4
52.5°	11328.9	11327.9	11398.6	11552.2	11716.8	11790.6	11223.9	10857.2	10707.7	10597.6	10616.8
55°	11740.0	11735.0	11936.0	12347.1	12929.0	13262.4	12425.9	11540.0	11146.1	10932.9	10930.9
57.5°	11951.2	11960.3	12368.4	13112.8	14191.7	14646.3	13581.6	12167.3	11492.6	11168.3	11164.3
60°	11393.6	11431.9	12232.0	13587.6	15307.9	15901.9	14528.1	12297.7	11116.8	10572.3	10558.2
61°	10789.5	10933.9	11690.5	13479.5	15661.5	16171.6	14573.5	11974.4	10563.2	9962.2	9949.0
62.5°	9461.1	9596.5	10754.1	13209.8	15637.2	15888.8	14314.9	11393.6	9694.5	9024.7	8997.5
65°	6865.0	7024.6	8271.2	11703.7	14214.9	14065.4	13020.9	10060.2	8129.7	7376.2	7341.8
67.5°	3451.7	3655.8	5054.8	8493.4	11549.1	11833.0	11116.8	7965.1	5761.9	4350.7	4346.7
70°	892.0	978.8	1822.3	4466.9	8328.7	9268.2	8476.2	4614.4	2240.5	1351.6	1267.7
72.5°	249.5	261.6	495.0	1627.4	4736.6	6209.4	4595.2	1613.2	505.1	287.9	263.7
75°	175.8	178.8	197.0	412.1	1789.0	2898.1	1480.9	348.5	202.0	190.9	190.9
77.5°	156.6	158.6	170.7	222.2	374.8	651.6	283.9	225.3	177.8	171.7	169.7
80°	165.7	167.7	174.8	215.2	220.2	234.4	197.0	195.0	176.8	180.8	178.8
82.5°	177.8	181.8	190.9	220.2	188.9	189.9	161.6	160.6	156.6	177.8	178.8
85°	157.6	164.7	171.7	192.9	155.6	127.3	132.3	105.1	112.1	133.3	128.3
87.5°	87.9	86.9	83.8	87.9	78.8	63.6	53.5	48.5	44.4	50.5	49.5
90°	0.0	0.0	0.0	0.0	0.0	0.0	0.0	0.0	0.0	0.0	0.0

(END OF REPORT)