

Scaled data based on original data using
LM-79-08 Approved Method: Electrical and Photometric Measurements of Solid-
State Lighting Products

Test Report Prepared for
Cooper Lighting Solutions
(formerly Eaton)

Brand: STREETWORKS

Report Number: P232779

Luminaire Tested: **CST-10-4-D-U-T5N-7050**

Issue Date: 3/3/2020

Test Information

Test Method: LM-79-08
Report Number: P232779
TEST IS SCALED FROM IESNA LM-79-08 TEST DATA (G2-1707-171-22)
Test Lab: INNOVATION CENTER(G2)
Issue Date: 3/3/2020
Manufacturer: COOPER LIGHTING SOLUTIONS (FORMERLY EATON)
Product Line: STREETWORKS
Catalog Number: CST-10-4-D-U-T5N-7050
Description: CELESTEON HIGH MAST LUMINAIRE
(10) 70 CRI, 5000K LEDS AND TYPE V NARROW OPTICS
Light Source: -
Ballast/Driver: ELECTRONIC DRIVER

Summary

Lumens per Lamp: N/A
Luminaire Lumens: 48104 lumens
Efficiency: N/A
Efficacy: 156.2 lumens/watt
Luminous Opening: Circular (Dia: 2.08' x H: 0')
IES Classification: Type V - Short - Full Cutoff
BUG Rating: B5 - U0 - G4

Input Watts (W): 308
Input Voltage (V): NR
Input Current (Ain): NR
Voltage Rise (V): NR
Power Factor: NR
Total Harmonic Distortion (THDi): NR
Frequency (hertz): 60
Stabilization Time: NR
Operation Time: NR
Ambient Temperature (°C): NR
Test Distance: 28.75 FT

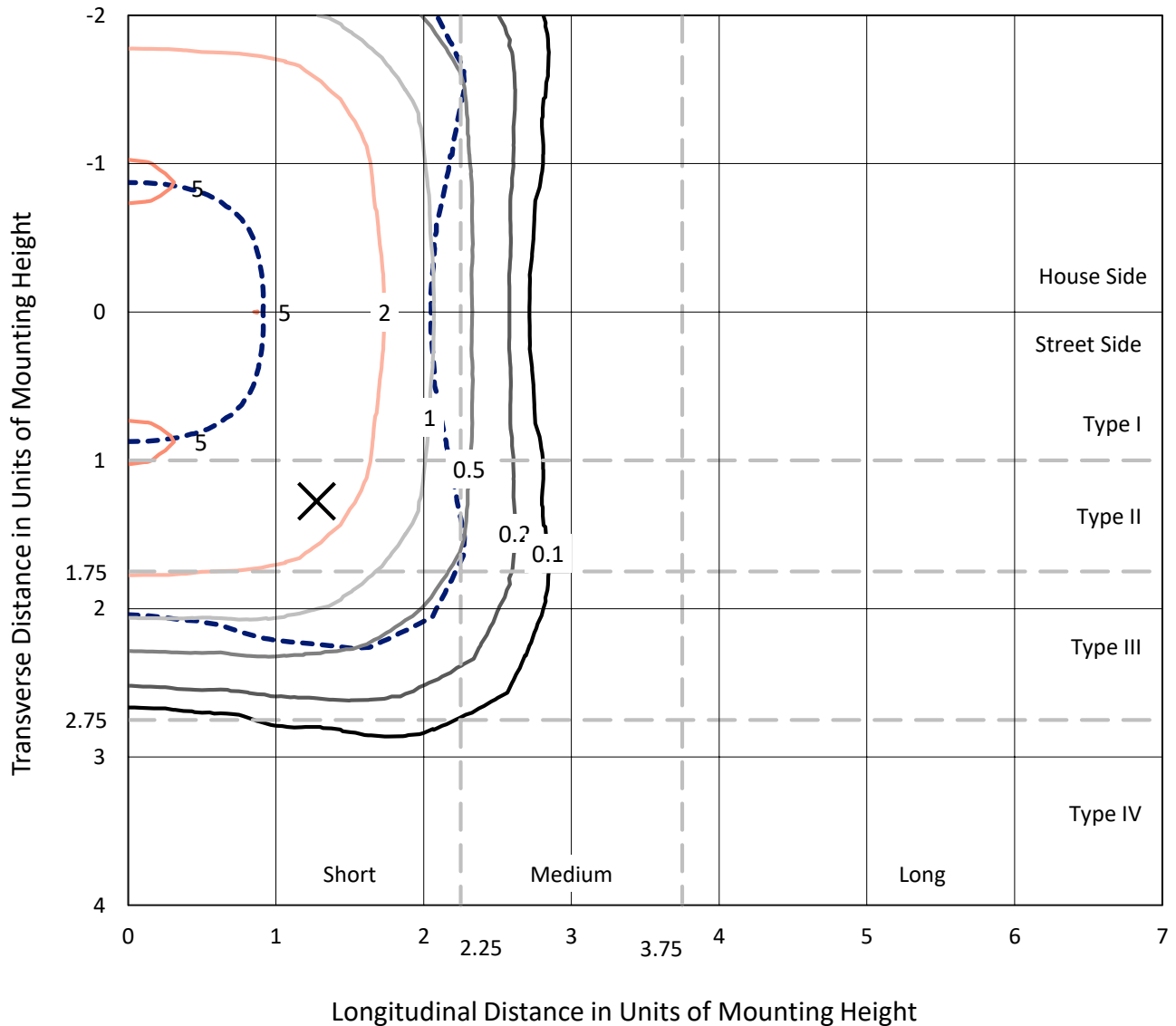


REPORT NUMBER: P232779

CATALOG NUMBER: CST-10-4-D-U-T5N-7050

Iso-Footcandle Lines of Horizontal Illumination

✕ Max cd
 - - - 1/2 Max cd

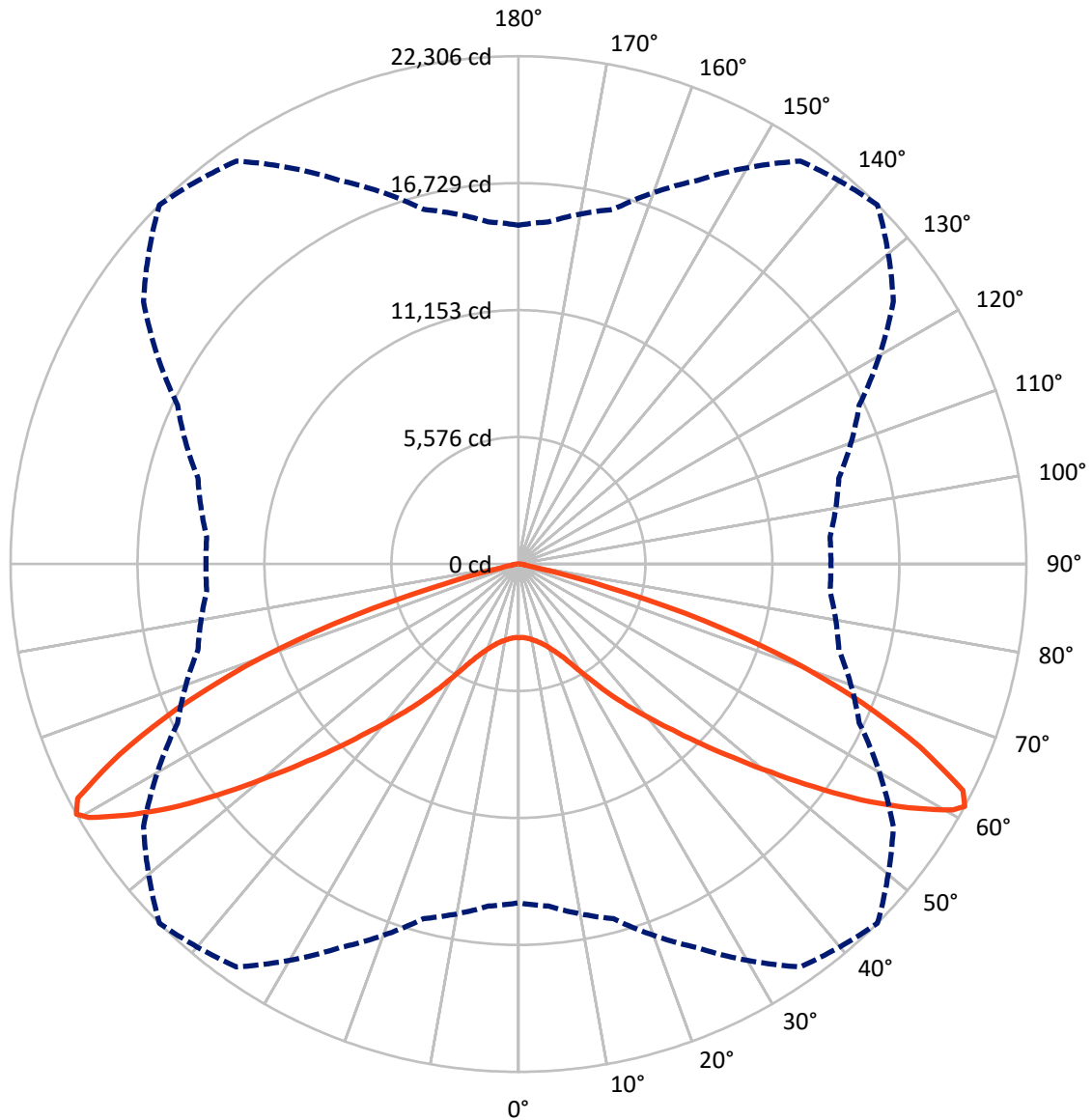


Based on 30 foot mounting height. Maximum calculated value = 5.2 fc
 Type V - Short - Full Cutoff

REPORT NUMBER: P232779

CATALOG NUMBER: CST-10-4-D-U-T5N-7050

Luminous Intensity Polar Plot



— Vertical Plane Through 45-Deg Lateral - - - Horizontal Cone Through 61-Deg Vertical



REPORT NUMBER: P232779

CATALOG NUMBER: CST-10-4-D-U-T5N-7050

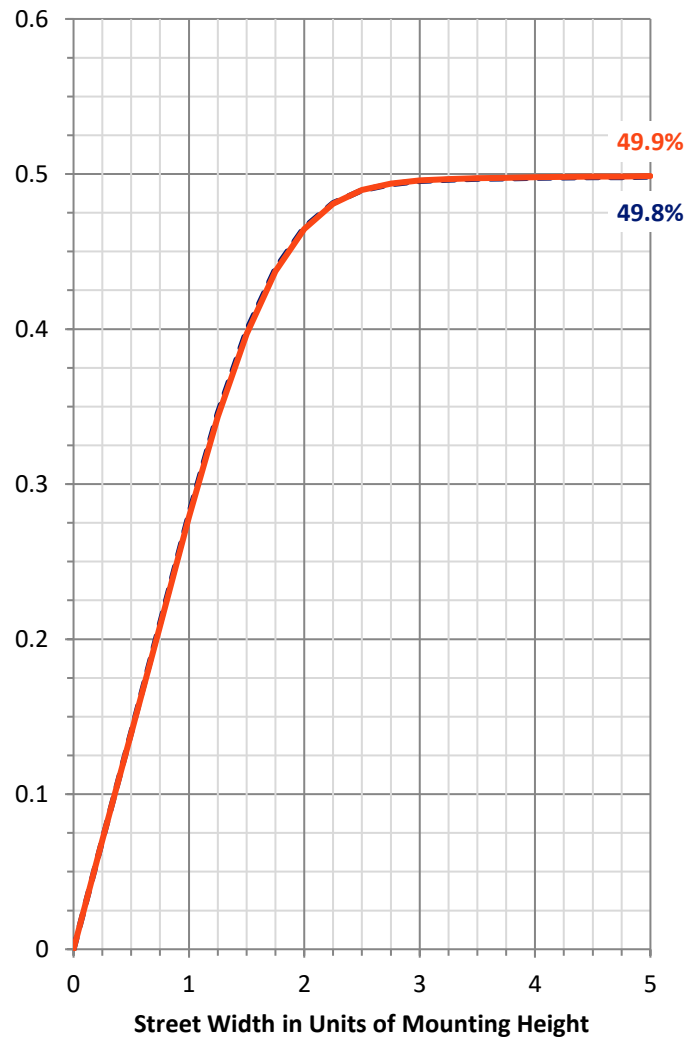
FLUX DISTRIBUTION:

		Downward	Upward	Total
House Side	Lumens	24052.0	0.0	24052.0
	% Fixture	50.0	0.0	50.0
Street Side	Lumens	24052.0	0.0	24052.0
	% Fixture	50.0	0.0	50.0
Total	Lumens	48104.0	0.0	48104.0
	% Fixture	100.0	0.0	100.0

Coefficient of Utilization

ZONAL LUMENS:

Zone	Lumens	% Fixture
0°-10°	316.4	0.7
10°-20°	1036.6	2.2
20°-30°	2211.7	4.6
30°-40°	4817.3	10.0
40°-50°	9315.8	19.4
50°-60°	14793.8	30.8
60°-70°	13340.9	27.7
70°-80°	2088.1	4.3
80°-90°	183.5	0.4
90°-100°	0.0	0.0
100°-110°	0.0	0.0
110°-120°	0.0	0.0
120°-130°	0.0	0.0
130°-140°	0.0	0.0
140°-150°	0.0	0.0
150°-160°	0.0	0.0
160°-170°	0.0	0.0
170°-180°	0.0	0.0
0°-90°	48104.0	100.0
0°-180°	48104.0	100.0



--- HS — SS

REPORT NUMBER: P232779

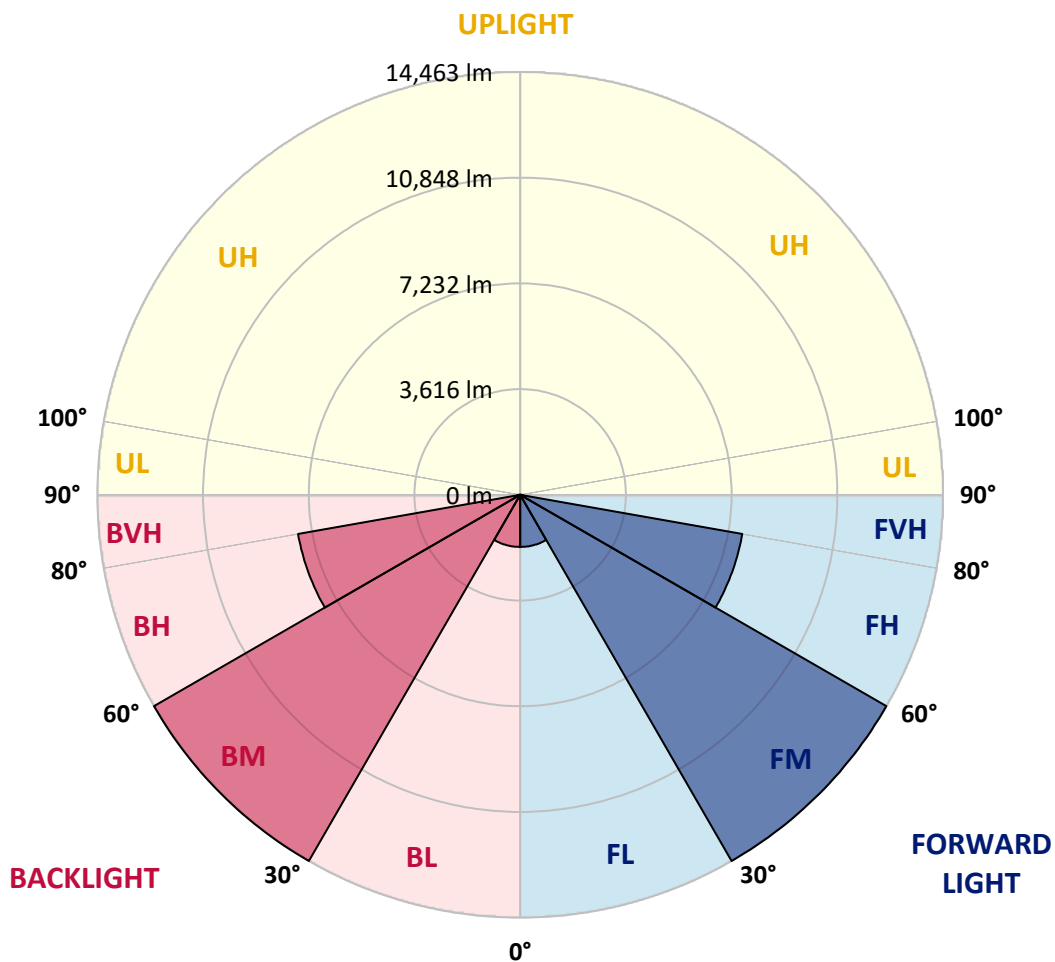
CATALOG NUMBER: CST-10-4-D-U-T5N-7050

LUMINAIRE CLASSIFICATION SYSTEM LUMEN TABLE AND BUG RATING:

Zone	Lumens	% Fixture	Zone Rating/Lumen Limit		
			B	U	G
FL (0°-30°)	1782.3	3.7			
FM (30°-60°)	14463.4	30.1			
FH (60°-80°)	7714.5	16.0			G4/12000
FVH (80°-90°)	91.7	0.2			G1/100
BL (0°-30°)	1782.3	3.7	B3/2500		
BM (30°-60°)	14463.4	30.1	B5		
BH (60°-80°)	7714.5	16.0	B5		G4/12000
BVH (80°-90°)	91.7	0.2			G1/100
UL (90°-100°)	0.0	0.0		U0/0	
UH (100°-180°)	0.0	0.0		U0/0	

BUG Rating: B5-U0-G4

Type V Short





REPORT NUMBER: P232779

CATALOG NUMBER: CST-10-4-D-U-T5N-7050

CANDELA DISTRIBUTION (FULL):

	0°	5°	15°	25°	35°	45°	55°	65°	75°	85°	90°
0°	3238.1	3238.1	3238.1	3238.1	3238.1	3238.1	3238.1	3238.1	3238.1	3238.1	3238.1
2.5°	3260.4	3253.4	3259.0	3263.2	3214.4	3227.0	3225.6	3259.0	3252.0	3267.4	3275.7
5°	3282.7	3271.6	3278.5	3289.7	3243.7	3260.4	3260.4	3291.1	3279.9	3295.2	3310.6
7.5°	3323.1	3312.0	3320.3	3334.3	3291.1	3309.2	3310.6	3346.8	3331.5	3344.0	3367.7
10°	3390.0	3383.0	3385.8	3398.3	3357.9	3380.2	3380.2	3419.2	3402.5	3416.5	3445.7
12.5°	3468.0	3465.2	3468.0	3484.7	3447.1	3469.4	3469.4	3507.0	3495.9	3512.6	3540.5
15°	3571.1	3568.3	3569.7	3592.0	3561.4	3582.3	3586.4	3625.5	3622.7	3640.8	3665.9
17.5°	3717.4	3717.4	3716.0	3735.5	3716.0	3736.9	3745.3	3787.1	3803.8	3826.1	3841.4
20°	3940.4	3927.8	3920.8	3930.6	3915.3	3937.6	3951.5	4019.8	4047.6	4082.5	4095.0
22.5°	4231.6	4214.8	4192.5	4182.8	4161.9	4191.2	4219.0	4316.6	4357.0	4414.1	4428.0
25°	4632.8	4605.0	4563.2	4524.2	4476.8	4518.6	4570.1	4703.9	4787.5	4862.7	4873.9
27.5°	5181.8	5140.0	5075.9	5000.7	4917.1	4968.6	5043.9	5238.9	5353.2	5473.0	5491.1
30°	5889.6	5882.7	5782.3	5648.6	5537.1	5566.4	5659.7	5900.8	6081.9	6205.9	6240.8
32.5°	6834.3	6827.3	6658.8	6433.0	6274.2	6293.7	6380.1	6647.6	6873.3	7075.4	7082.3
35°	7960.1	7937.8	7701.0	7388.9	7133.9	7111.6	7196.6	7462.7	7770.6	8006.1	8029.8
37.5°	9246.2	9210.0	8936.9	8464.5	8070.2	7978.2	8038.2	8372.6	8729.2	8995.4	9021.9
40°	10505.8	10477.9	10174.1	9731.1	9154.2	8921.5	8925.7	9353.5	9745.0	9991.6	10046.0
42.5°	11719.3	11741.6	11450.4	10999.0	10395.7	9980.5	9986.0	10401.3	10806.7	11063.1	11134.1
45°	12965.0	12945.5	12672.4	12285.0	11729.1	11269.3	11113.2	11528.5	11931.1	12141.5	12218.2
47.5°	13984.9	13950.1	13766.2	13561.3	13148.9	12696.1	12421.6	12710.0	12987.3	13129.4	13207.4
50°	14873.9	14846.0	14827.9	14741.5	14649.5	14356.9	13905.5	13887.4	13947.3	13977.9	14049.0
52.5°	15626.3	15624.9	15722.4	15934.2	16161.3	16263.0	15481.4	14975.6	14769.4	14617.5	14644.0
55°	16193.4	16186.4	16463.7	17030.7	17833.3	18293.1	17139.4	15917.5	15374.1	15080.1	15077.3
57.5°	16484.6	16497.1	17060.0	18086.9	19575.0	20202.0	18733.4	16782.7	15852.0	15404.7	15399.1
60°	15715.4	15768.4	16871.9	18741.8	21114.6	21933.9	20039.0	16962.5	15333.7	14582.7	14563.1
61°	14882.2	15081.5	16125.1	18592.7	21602.3	22305.9	20101.7	16516.6	14570.1	13741.1	13723.0
62.5°	13050.0	13236.7	14833.5	18220.7	21568.8	21915.8	19745.0	15715.4	13371.8	12448.1	12410.4
65°	9469.1	9689.3	11408.6	16143.2	19607.0	19400.8	17960.1	13876.2	11213.6	10174.1	10126.8
67.5°	4761.0	5042.5	6972.3	11715.2	15930.0	16321.5	15333.7	10986.5	7947.6	6001.1	5995.5
70°	1230.3	1350.1	2513.6	6161.3	11488.1	12783.9	11691.5	6364.8	3090.4	1864.3	1748.6
72.5°	344.2	360.9	682.7	2244.7	6533.4	8564.8	6338.3	2225.2	696.7	397.1	363.7
75°	242.4	246.6	271.7	568.5	2467.6	3997.5	2042.6	480.7	278.7	263.3	263.3
77.5°	216.0	218.8	235.5	306.5	516.9	898.7	391.5	310.7	245.2	236.9	234.1
80°	228.5	231.3	241.0	296.8	303.7	323.3	271.7	268.9	243.8	249.4	246.6
82.5°	245.2	250.8	263.3	303.7	260.6	261.9	222.9	221.5	216.0	245.2	246.6
85°	217.4	227.1	236.9	266.1	214.6	175.6	182.5	144.9	154.7	183.9	177.0
87.5°	121.2	119.8	115.6	121.2	108.7	87.8	73.8	66.9	61.3	69.7	68.3
90°	0.0	0.0	0.0	0.0	0.0	0.0	0.0	0.0	0.0	0.0	0.0

(END OF REPORT)