

Scaled data based on original data using  
LM-79-08 Approved Method: Electrical and Photometric Measurements of Solid-  
State Lighting Products

Test Report Prepared for  
Cooper Lighting Solutions  
(formerly Eaton)

Brand: STREETWORKS

Report Number: P237534

Luminaire Tested: **CST-6-3-D-U-T3-HSS**

Issue Date: 3/3/2020

**Test Information**

Test Method: LM-79-08  
Report Number: P237534  
TEST IS SCALED FROM IESNA LM-79-08 TEST DATA (G2-1707-171-26)  
Test Lab: INNOVATION CENTER(G2)  
Issue Date: 3/3/2020  
Manufacturer: COOPER LIGHTING SOLUTIONS (FORMERLY EATON)  
Product Line: STREETWORKS  
Catalog Number: CST-6-3-D-U-T3-HSS  
Description: CELESTEON HIGH MAST LUMINAIRE  
(6) 70 CRI, 4000K LEDS AND TYPE III OPTICS WITH HOUSE SIDE SHIELD  
Light Source: -  
Ballast/Driver: ELECTRONIC DRIVER

**Summary**

Lumens per Lamp: N/A  
Luminaire Lumens: 28861.1 lumens  
Efficiency: N/A  
Efficacy: 123.3 lumens/watt  
Luminous Opening: Circular (Dia: 2.08' x H: 0')  
IES Classification: Type III - Medium - Non-Cutoff  
BUG Rating: B3 - U0 - G4

Input Watts (W): 234  
Input Voltage (V): NR  
Input Current (Ain): NR  
Voltage Rise (V): NR  
Power Factor: NR  
Total Harmonic Distortion (THDi): NR  
Frequency (hertz): 60  
Stabilization Time: NR  
Operation Time: NR  
Ambient Temperature (°C): NR  
Test Distance: 28.75 FT

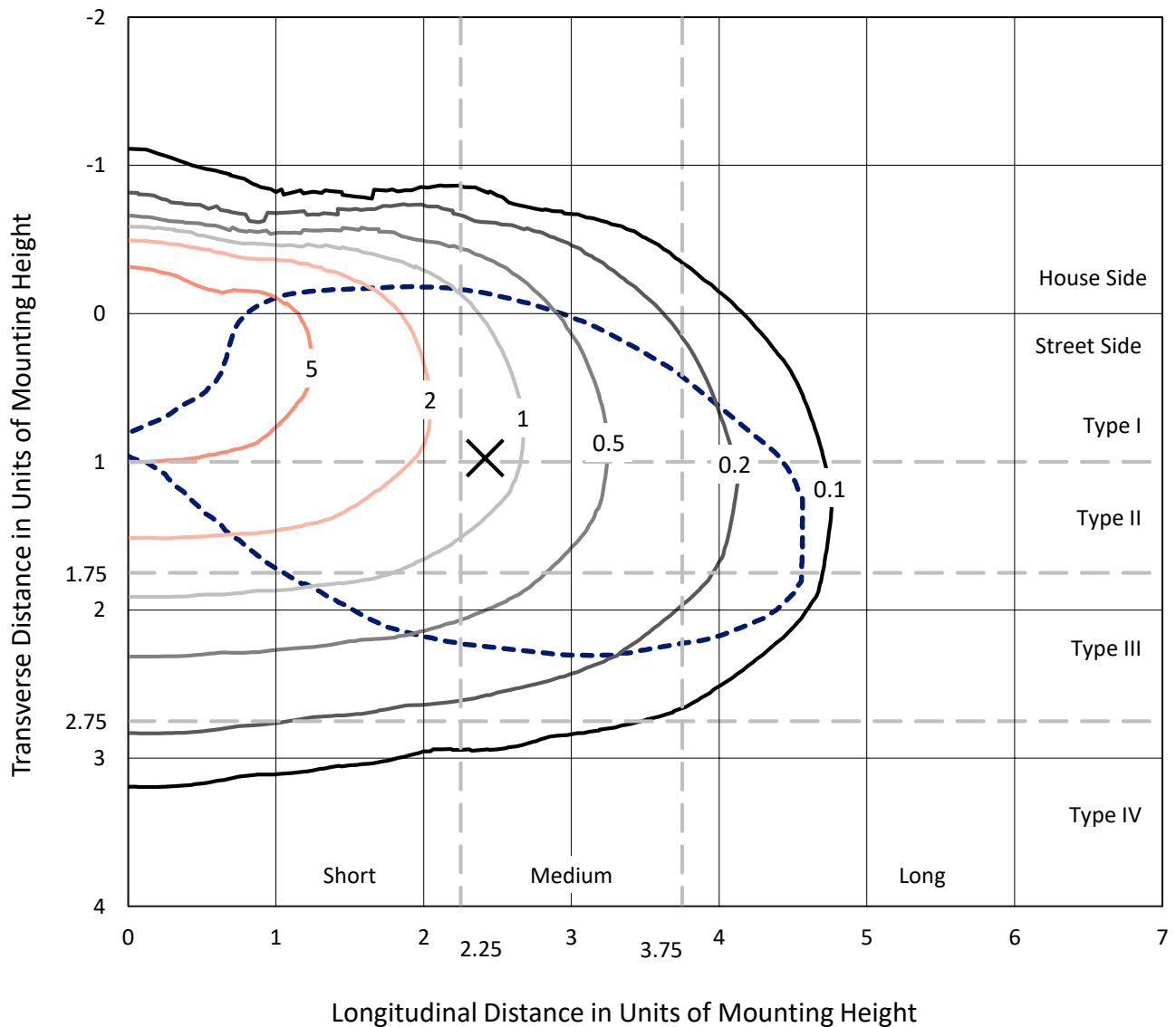


REPORT NUMBER: P237534

CATALOG NUMBER: CST-6-3-D-U-T3-HSS

### Iso-Footcandle Lines of Horizontal Illumination

× Max cd  
 - - - 1/2 Max cd

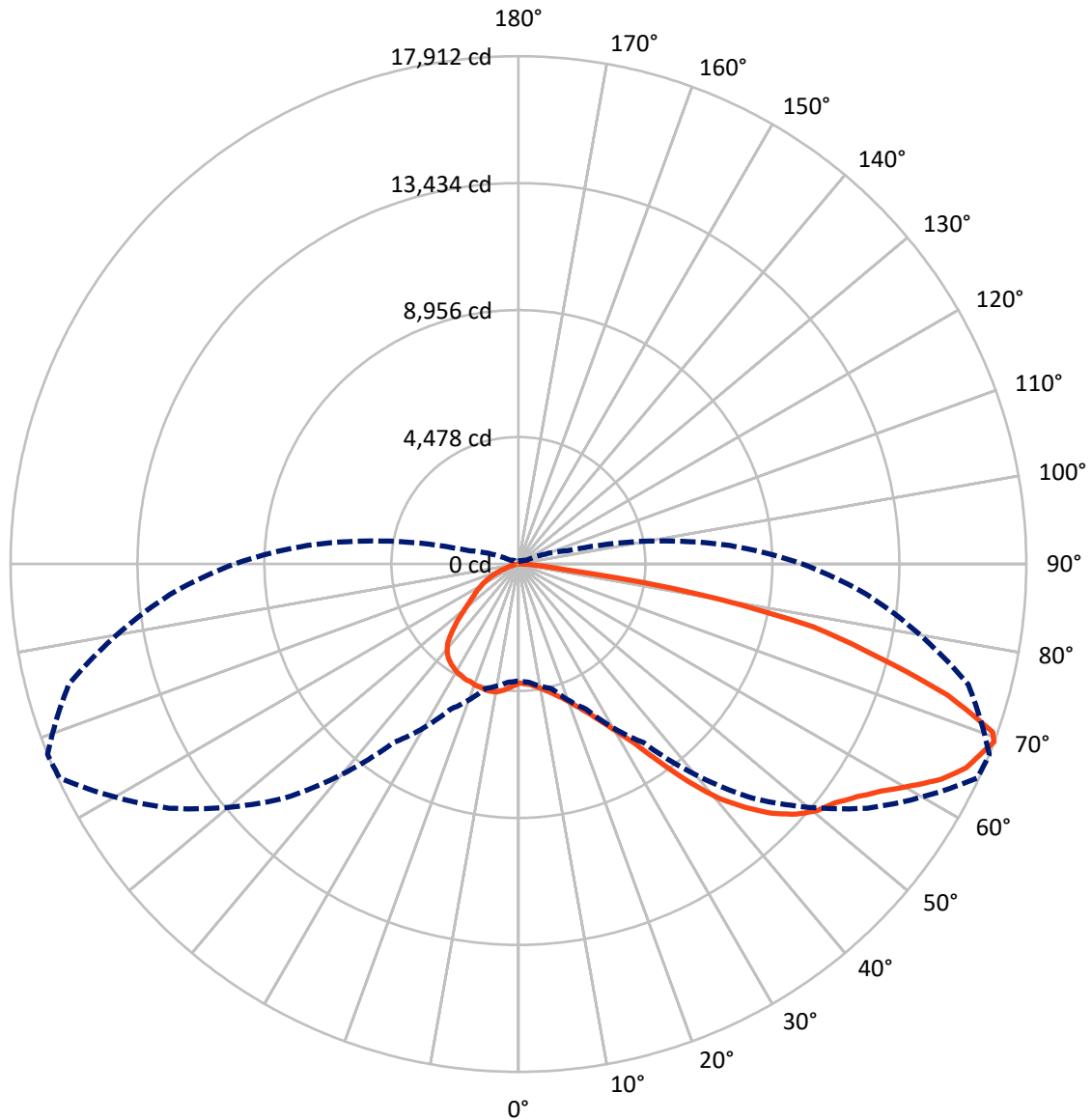


Based on 25 foot mounting height. Maximum calculated value = 8.2 fc  
 Type III - Medium - Non-Cutoff

REPORT NUMBER: P237534

CATALOG NUMBER: CST-6-3-D-U-T3-HSS

### Luminous Intensity Polar Plot



— Vertical Plane Through 68-Deg Lateral      - - - Horizontal Cone Through 69-Deg Vertical

REPORT NUMBER: P237534

CATALOG NUMBER: CST-6-3-D-U-T3-HSS

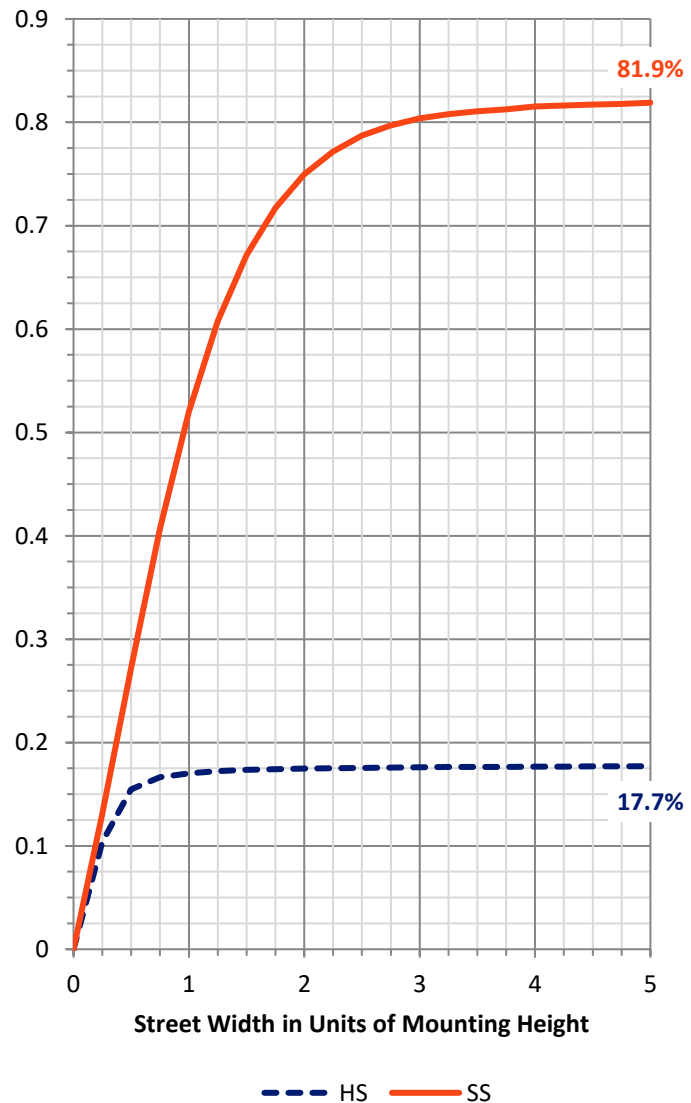
**FLUX DISTRIBUTION:**

		Downward	Upward	Total
<b>House Side</b>	Lumens	5179.5	0.0	5179.5
	% Fixture	17.9	0.0	17.9
<b>Street Side</b>	Lumens	23681.5	0.0	23681.5
	% Fixture	82.1	0.0	82.1
<b>Total</b>	Lumens	28861.1	0.0	28861.1
	% Fixture	100.0	0.0	100.0

**ZONAL LUMENS:**

Zone	Lumens	% Fixture
0°-10°	421.6	1.5
10°-20°	1323.0	4.6
20°-30°	2261.5	7.8
30°-40°	3484.6	12.1
40°-50°	5000.6	17.3
50°-60°	6018.5	20.9
60°-70°	6315.8	21.9
70°-80°	3659.0	12.7
80°-90°	376.5	1.3
90°-100°	0.0	0.0
100°-110°	0.0	0.0
110°-120°	0.0	0.0
120°-130°	0.0	0.0
130°-140°	0.0	0.0
140°-150°	0.0	0.0
150°-160°	0.0	0.0
160°-170°	0.0	0.0
170°-180°	0.0	0.0
0°-90°	28861.1	100.0
0°-180°	28861.1	100.0

**Coefficient of Utilization**



REPORT NUMBER: P237534

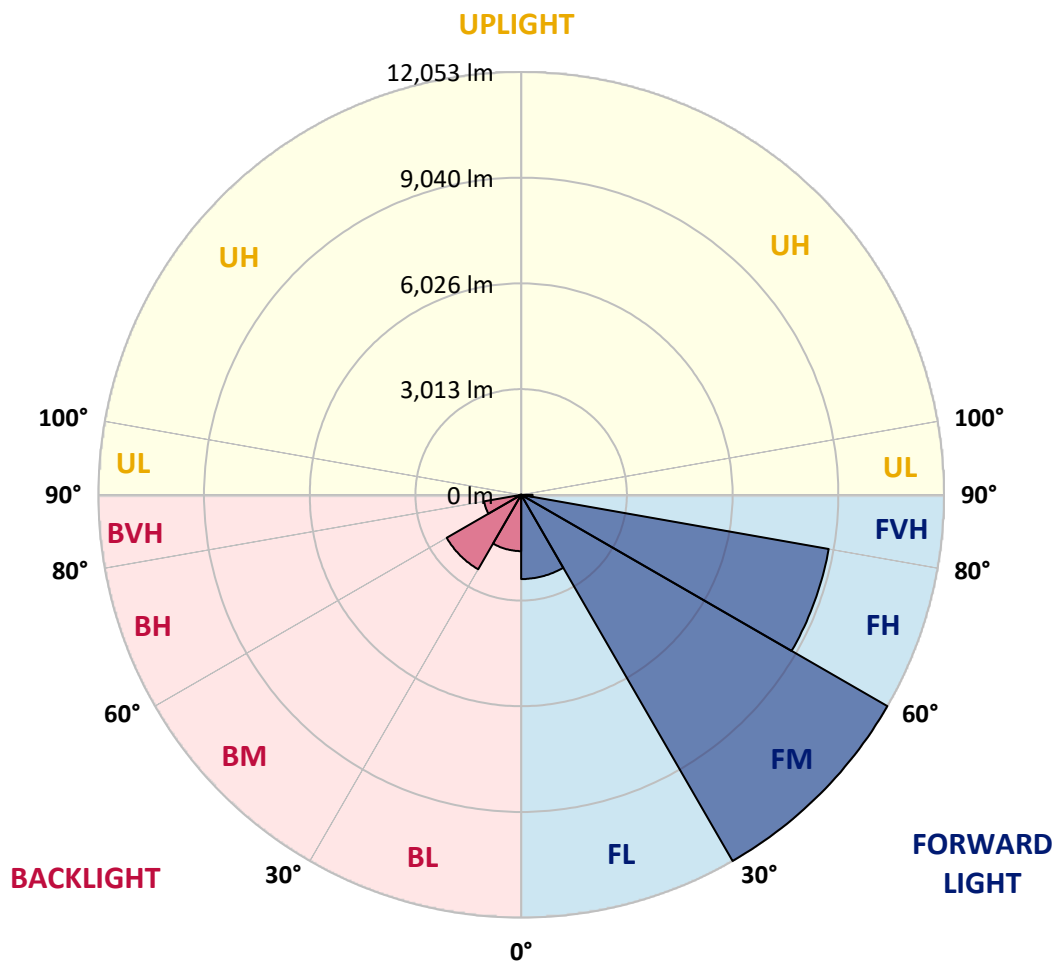
CATALOG NUMBER: CST-6-3-D-U-T3-HSS

**LUMINAIRE CLASSIFICATION SYSTEM LUMEN TABLE AND BUG RATING:**

Zone		Lumens	% Fixture	Zone Rating/Lumen Limit		
				B	U	G
FL	(0°-30°)	2401.1	8.3			
FM	(30°-60°)	12052.8	41.8			
FH	(60°-80°)	8900.4	30.8			G4/12000
FVH	(80°-90°)	327.2	1.1			G3/500
BL	(0°-30°)	1604.9	5.6	B3/2500		
BM	(30°-60°)	2451.0	8.5	B2/2500		
BH	(60°-80°)	1074.4	3.7	B3/2500		G3/2500
BVH	(80°-90°)	49.3	0.2			G1/100
UL	(90°-100°)	0.0	0.0		U0/0	
UH	(100°-180°)	0.0	0.0		U0/0	

**BUG Rating: B3-U0-G4**

Type III Medium





REPORT NUMBER: P237534

CATALOG NUMBER: CST-6-3-D-U-T3-HSS

**CANDELA DISTRIBUTION (FULL):**

	0°	5°	15°	25°	35°	45°	55°	65°	68°	75°	85°
0°	4198	4198	4198	4198	4198	4198	4198	4198	4198	4198	4198
2.5°	4245	4211	4215	4242	4162	4196	4175	4219	4226	4205	4224
5°	4329	4300	4299	4326	4237	4263	4230	4260	4269	4247	4280
7.5°	4492	4461	4455	4482	4369	4377	4332	4347	4355	4325	4358
10°	4726	4692	4670	4685	4558	4538	4461	4459	4471	4430	4483
12.5°	4988	4948	4916	4919	4774	4740	4638	4602	4610	4555	4619
15°	5273	5215	5185	5186	5023	4966	4835	4776	4771	4718	4755
17.5°	5616	5569	5531	5511	5338	5225	5069	4992	4964	4929	4910
20°	6019	5960	5920	5913	5701	5551	5344	5242	5209	5180	5095
22.5°	6468	6408	6353	6344	6119	5938	5660	5534	5505	5472	5302
25°	6882	6875	6814	6804	6587	6352	6026	5865	5865	5826	5565
27.5°	7344	7354	7299	7287	7083	6823	6435	6281	6313	6243	5896
30°	7831	7810	7795	7808	7619	7344	6940	6810	6860	6780	6340
32.5°	8267	8251	8261	8311	8175	7921	7574	7493	7541	7591	7136
35°	8612	8578	8704	8814	8775	8534	8255	8426	8558	8786	8309
37.5°	8916	8891	9044	9269	9318	9184	9098	9575	9726	10033	9338
40°	9068	9063	9251	9544	9743	9830	9981	10631	10851	10935	10121
42.5°	9019	9035	9367	9819	10141	10514	10818	11533	11735	11666	10807
45°	8882	8890	9227	9932	10486	11217	11623	12369	12548	12305	11353
47.5°	8692	8695	9051	9854	10768	11853	12317	13037	13182	12839	11746
50°	8435	8440	8865	9756	11011	12374	12860	13555	13667	13218	12086
52.5°	8110	8154	8619	9599	11163	12744	13271	13935	13990	13671	12387
55°	7735	7781	8306	9386	11222	12954	13559	14403	14491	14177	12632
57.5°	7291	7354	7907	9040	11084	13042	13852	14981	15100	14706	12884
60°	6776	6854	7436	8608	10765	13135	14400	15756	15894	15275	13104
62.5°	6238	6288	6814	8019	10254	13207	14990	16711	16723	15774	13226
65°	5518	5571	6042	7275	9487	12978	15288	17381	17345	16165	13185
67.5°	4694	4744	5129	6350	8434	12336	15186	17648	17672	16449	12792
69°	4122	4188	4551	5647	7690	11679	15015	17856	17912	16423	12337
70°	3633	3718	4063	5026	7060	11082	14685	17738	17742	16160	11918
72.5°	2373	2425	2485	3261	5079	8782	12995	15731	15835	14420	10420
75°	1174	1220	1444	1725	2612	5883	10303	12888	13085	12246	8537
77.5°	648	657	736	1130	1354	2660	7042	10274	10619	9980	6131
80°	404	402	420	526	759	1261	2974	5766	6386	5211	2423
82.5°	315	309	310	340	321	594	1238	1679	1694	1504	943
85°	161	182	216	226	190	323	570	663	679	595	491
87.5°	54	55	58	57	51	111	211	246	219	124	168
90°	0	0	0	0	0	0	0	0	0	0	0



REPORT NUMBER: P237534

CATALOG NUMBER: CST-6-3-D-U-T3-HSS

**CANDELA DISTRIBUTION (continued):**

	90°	95°	105°	115°	125°	135°	145°	155°	165°	175°	180°
0°	4198	4198	4198	4198	4198	4198	4198	4198	4198	4198	4198
2.5°	4253	4244	4262	4303	4269	4300	4269	4373	4361	4354	4374
5°	4312	4311	4340	4406	4403	4458	4428	4531	4516	4514	4532
7.5°	4392	4411	4442	4510	4511	4556	4522	4603	4570	4562	4587
10°	4514	4519	4543	4590	4524	4544	4488	4552	4506	4501	4538
12.5°	4631	4638	4602	4587	4502	4476	4378	4412	4359	4354	4372
15°	4756	4709	4623	4574	4427	4333	4223	4156	4065	4023	4039
17.5°	4886	4795	4634	4515	4318	4181	3962	3848	3713	3644	3631
20°	5028	4900	4661	4485	4208	3938	3671	3410	3256	3185	3166
22.5°	5188	5032	4699	4385	4036	3708	3257	2928	2704	2635	2616
25°	5388	5180	4751	4360	3871	3332	2771	2398	2137	2032	2010
27.5°	5631	5384	4836	4241	3581	2913	2288	1859	1588	1464	1437
30°	5985	5645	4893	4171	3323	2478	1778	1299	1042	951	927
32.5°	6683	6093	5009	4010	2942	1972	1224	797	617	565	545
35°	7720	6937	5176	3819	2514	1403	727	462	371	352	346
37.5°	8665	7770	5499	3525	1952	863	421	296	273	276	276
40°	9378	8389	5876	3137	1324	484	289	246	251	252	251
42.5°	10046	8956	6058	2709	767	321	251	229	233	230	228
45°	10571	9362	6112	2133	420	287	236	213	211	213	215
47.5°	10912	9610	5989	1633	317	267	227	202	197	211	210
50°	11165	9780	5512	1242	309	250	216	189	191	208	206
52.5°	11349	9824	4989	996	295	238	206	183	181	194	195
55°	11495	9706	4663	784	283	226	198	177	167	171	170
57.5°	11586	9571	4291	654	272	213	187	161	146	147	146
60°	11566	9481	3864	536	258	201	172	144	129	125	125
62.5°	11526	9296	3423	467	246	197	154	131	120	116	116
65°	11254	8855	2833	400	234	186	144	126	113	109	109
67.5°	10579	8126	2194	348	225	168	141	123	109	104	104
69°	10009	7478	1802	320	216	160	141	124	107	101	101
70°	9564	6969	1491	303	207	155	141	125	106	99	98
72.5°	8207	5441	828	257	172	141	138	126	101	91	90
75°	6297	3825	493	217	145	129	131	121	93	82	82
77.5°	3935	1757	367	170	118	112	114	107	84	75	75
80°	1344	793	277	131	85	87	94	90	75	68	67
82.5°	736	516	196	91	59	72	72	73	65	60	59
85°	400	269	121	55	42	53	51	55	53	49	48
87.5°	139	92	40	20	17	18	21	28	27	28	29
90°	0	0	0	0	0	0	0	0	0	0	0

(END OF REPORT)