

Scaled data based on original data using
LM-79-08 Approved Method: Electrical and Photometric Measurements of Solid-
State Lighting Products

Test Report Prepared for
Cooper Lighting Solutions
(formerly Eaton)

Brand: STREETWORKS

Report Number: P233969

Luminaire Tested: **CST-6-3-D-U-T1**

Issue Date: 3/3/2020

Test Information

Test Method: LM-79-08
Report Number: P233969
TEST IS SCALED FROM IESNA LM-79-08 TEST DATA (G2-1707-171-24)
Test Lab: INNOVATION CENTER(G2)
Issue Date: 3/3/2020
Manufacturer: COOPER LIGHTING SOLUTIONS (FORMERLY EATON)
Product Line: STREETWORKS
Catalog Number: CST-6-3-D-U-T1
Description: CELESTEON HIGH MAST LUMINAIRE
(6) 70 CRI, 4000K LEDS AND TYPE I OPTICS
Light Source: -
Ballast/Driver: ELECTRONIC DRIVER

Summary

Lumens per Lamp: N/A
Luminaire Lumens: 33376.1 lumens
Efficiency: N/A
Efficacy: 142.6 lumens/watt
Luminous Opening: Circular (Dia: 2.08' x H: 0')
IES Classification: Type V - Medium - Semi-Cutoff
BUG Rating: B5 - U0 - G3

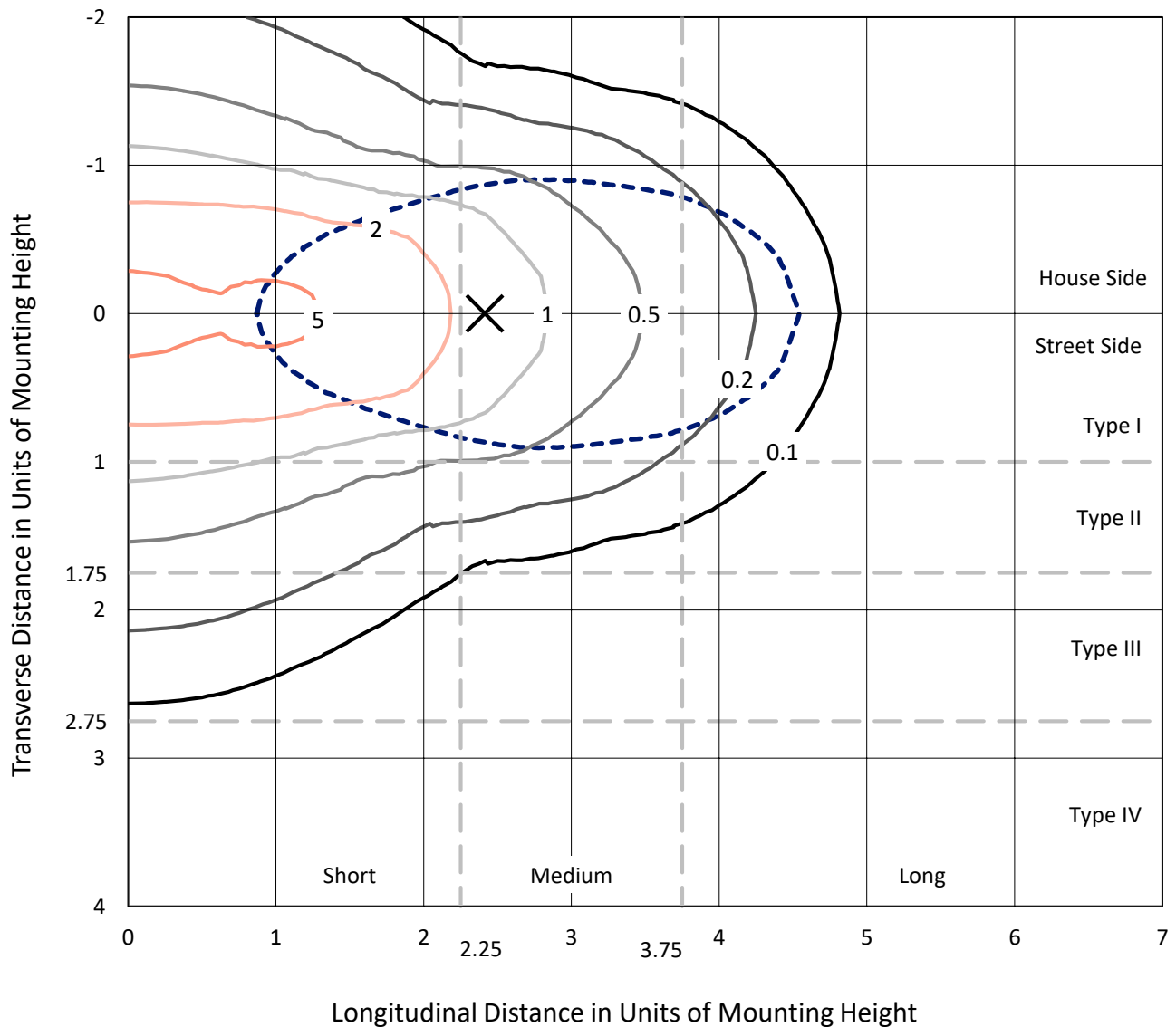
Input Watts (W): 234
Input Voltage (V): NR
Input Current (Ain): NR
Voltage Rise (V): NR
Power Factor: NR
Total Harmonic Distortion (THDi): NR
Frequency (hertz): 60
Stabilization Time: NR
Operation Time: NR
Ambient Temperature (°C): NR
Test Distance: 28.75 FT



REPORT NUMBER: P233969
 CATALOG NUMBER: CST-6-3-D-U-T1

Iso-Footcandle Lines of Horizontal Illumination

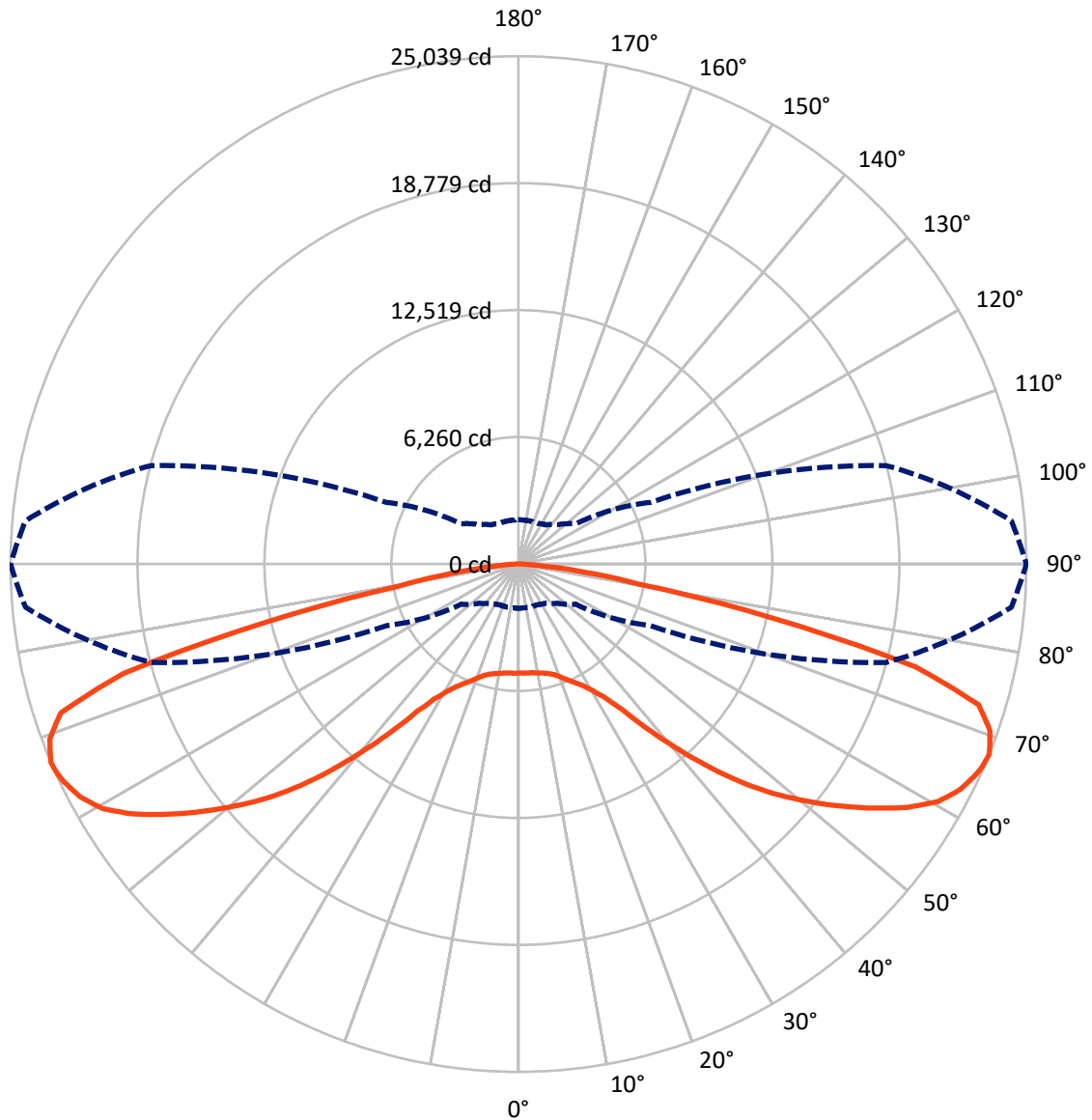
✕ Max cd
 - - - 1/2 Max cd



Based on 30 foot mounting height. Maximum calculated value = 6 fc
 Type V - Medium - Semi-Cutoff

REPORT NUMBER: P233969
CATALOG NUMBER: CST-6-3-D-U-T1

Luminous Intensity Polar Plot



— Vertical Plane Through 90-Deg Lateral - - - Horizontal Cone Through 67.5-Deg Vertical

REPORT NUMBER: P233969

CATALOG NUMBER: CST-6-3-D-U-T1

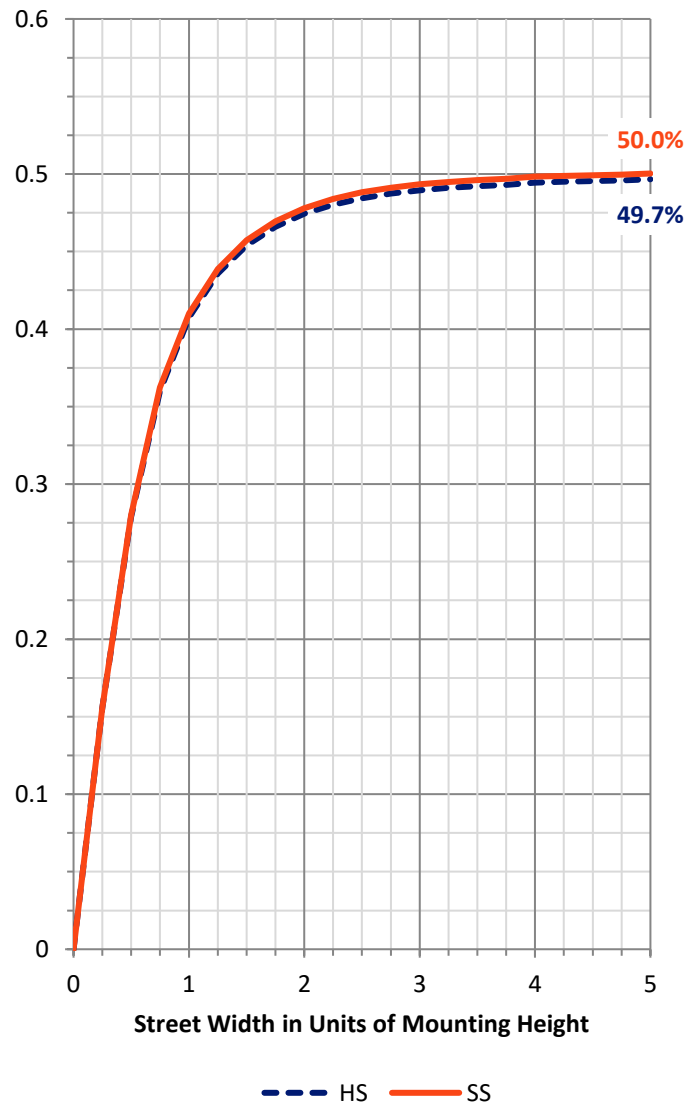
FLUX DISTRIBUTION:

		Downward	Upward	Total
House Side	Lumens	16688.0	0.0	16688.0
	% Fixture	50.0	0.0	50.0
Street Side	Lumens	16688.0	0.0	16688.0
	% Fixture	50.0	0.0	50.0
Total	Lumens	33376.1	0.0	33376.1
	% Fixture	100.0	0.0	100.0

Coefficient of Utilization

ZONAL LUMENS:

Zone	Lumens	% Fixture
0°-10°	510.9	1.5
10°-20°	1519.9	4.6
20°-30°	2514.9	7.5
30°-40°	3684.7	11.0
40°-50°	5421.0	16.2
50°-60°	7029.8	21.1
60°-70°	7471.2	22.4
70°-80°	4612.0	13.8
80°-90°	611.8	1.8
90°-100°	0.0	0.0
100°-110°	0.0	0.0
110°-120°	0.0	0.0
120°-130°	0.0	0.0
130°-140°	0.0	0.0
140°-150°	0.0	0.0
150°-160°	0.0	0.0
160°-170°	0.0	0.0
170°-180°	0.0	0.0
0°-90°	33376.1	100.0
0°-180°	33376.1	100.0



REPORT NUMBER: P233969

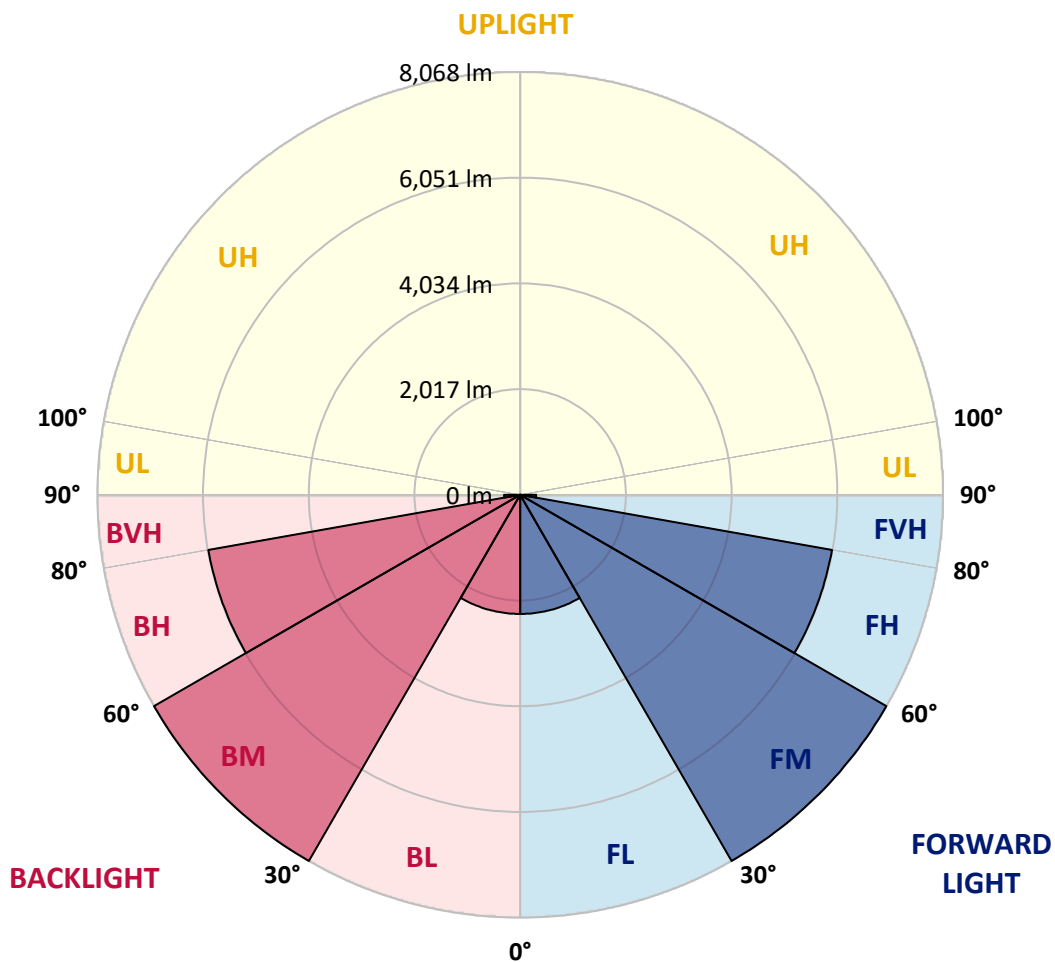
CATALOG NUMBER: CST-6-3-D-U-T1

LUMINAIRE CLASSIFICATION SYSTEM LUMEN TABLE AND BUG RATING:

Zone		Lumens	% Fixture	Zone Rating/Lumen Limit		
				B	U	G
FL	(0°-30°)	2272.8	6.8			
FM	(30°-60°)	8067.8	24.2			
FH	(60°-80°)	6041.6	18.1			G3/7500
FVH	(80°-90°)	305.9	0.9			G3/500
BL	(0°-30°)	2272.8	6.8	B3/2500		
BM	(30°-60°)	8067.8	24.2	B4/8500		
BH	(60°-80°)	6041.6	18.1	B5		G3/7500
BVH	(80°-90°)	305.9	0.9			G3/500
UL	(90°-100°)	0.0	0.0		U0/0	
UH	(100°-180°)	0.0	0.0		U0/0	

BUG Rating: B5-U0-G3

Type V Medium





REPORT NUMBER: P233969

CATALOG NUMBER: CST-6-3-D-U-T1

CANDELA DISTRIBUTION (FULL):

	0°	5°	15°	25°	35°	45°	55°	65°	75°	85°	90°
0°	5375	5375	5375	5375	5375	5375	5375	5375	5375	5375	5375
2.5°	5390	5373	5380	5405	5314	5359	5343	5383	5362	5380	5389
5°	5352	5331	5341	5388	5305	5351	5339	5384	5357	5382	5392
7.5°	5319	5297	5315	5354	5291	5342	5332	5393	5371	5403	5413
10°	5298	5274	5291	5334	5267	5347	5338	5419	5408	5452	5464
12.5°	5246	5221	5233	5290	5260	5343	5365	5458	5455	5508	5521
15°	5153	5128	5144	5220	5231	5346	5414	5524	5542	5595	5606
17.5°	5036	5018	5042	5143	5212	5387	5485	5625	5669	5723	5738
20°	4876	4866	4909	5047	5179	5417	5570	5767	5847	5935	5946
22.5°	4658	4646	4736	4930	5120	5424	5653	5914	6062	6175	6204
25°	4413	4409	4532	4787	5040	5419	5734	6071	6297	6446	6478
27.5°	4172	4184	4333	4634	4974	5430	5827	6272	6591	6777	6791
30°	3967	3977	4138	4483	4911	5443	5942	6512	6957	7208	7249
32.5°	3774	3797	3961	4319	4841	5468	6091	6825	7406	7802	7853
35°	3615	3635	3795	4152	4730	5488	6288	7221	8075	8734	8813
37.5°	3474	3498	3636	3998	4598	5495	6484	7709	8981	10030	10276
40°	3372	3391	3510	3844	4456	5463	6708	8255	9999	11577	11847
42.5°	3288	3304	3402	3693	4296	5400	6917	8799	11075	13216	13568
45°	3203	3207	3301	3563	4134	5300	7074	9320	12208	14888	15300
47.5°	3127	3122	3196	3435	3960	5132	7135	9752	13309	16455	16905
50°	3056	3035	3099	3313	3791	4891	7058	10051	14467	17969	18368
52.5°	2950	2940	3001	3193	3622	4603	6804	10209	15702	19403	19820
55°	2855	2848	2911	3071	3456	4310	6366	10166	16919	20786	21248
57.5°	2750	2745	2804	2938	3273	4038	5824	9888	18006	21980	22633
60°	2647	2650	2688	2803	3087	3738	5206	9404	18873	23061	23774
62.5°	2527	2524	2552	2648	2874	3414	4597	8733	19381	24005	24461
65°	2365	2354	2386	2447	2616	3082	3997	7921	19394	24474	24862
66°	2296	2284	2313	2356	2515	2948	3776	7577	19195	24488	24970
67.5°	2189	2175	2194	2214	2357	2734	3452	7187	18759	24400	25039
70°	1923	1925	1945	1938	2011	2258	2851	6463	16656	24044	24669
72.5°	1497	1480	1451	1423	1458	1675	2159	5424	13639	22509	23724
75°	966	963	962	996	1001	1148	1668	4376	10632	18472	20221
77.5°	604	599	642	725	738	742	1094	3326	7686	11820	12737
80°	433	433	436	447	517	528	756	2088	4371	5762	6054
82.5°	328	323	324	329	335	360	455	927	1746	2920	3304
85°	237	244	256	247	223	226	258	319	671	1131	1223
87.5°	86	99	102	106	102	103	106	100	136	279	322
90°	0	0	0	0	0	0	0	0	0	0	0

(END OF REPORT)